

Quality Tools Main Catalogue



APEX
TOOL GROUP





 www.apextoolgroup.eu

Quality Tools Built To Work As Hard As You

Apex Tool Group serves Manufacturing, Electronics, Construction, Retail and DIY markets worldwide with high quality hand tools and chain products. We offer a wide selection of market-leading brands - such as Campbell® chain, Crescent® brand adjustable wrenches, Nicholson™ files, Weller® soldering products, and Wiss® snips. To help you find what you are looking for quickly and easily, we have organized this catalogue by Brands. Each Brand section is then grouped by product category and products are listed with clear details.

Our goal is to continue to provide our customers with innovation, high quality products, as well as application expertise, programs to improve safety and productivity, and the highest level of customer service.

We thank you for considering Apex Tool Group for your hand tool and chain product needs.

Warranty – Standard Limited Lifetime

Apex warrants to each original Customer of Products sold by Apex that such Products (excluding carrying cases and storage accessories and the product categories set forth below) are, at the time of delivery to the Customer, free of material and workmanship defects, provided that no warranty is made with respect to: (a) any Product which has been modified, disassembled and/or reassembled or altered in any way or improperly installed; (b) any Product which has, in Apex's judgment, been subject to negligence, misuse, abuse, accident, improper storage a damage during shipping; (c) any Product which has not been operated and maintained in accordance with normal practice and in conformity with recommendation and published specifications of Apex; and (d) any Products which have been serviced or repaired by anyone other than an Authorized Repair Center of Apex or modified by anyone than Apex. Normal wear and tear is also excluded.

About Apex Tool Group

The Apex Tool Group, LLC with head offices in Sparks, USA, is a global top three manufacturer of industrial hand and power tools, drill chucks, chains and electrical soldering products. Apex serves a multitude of global markets, including automotive, aerospace, electronics, energy, hardware, industrial, and consumer retail. Within the EMEA region, Apex Hand Tools are being commercialized and distributed by Apex Tool Group B.V., The Netherlands. Additional information about Apex Tool Group is online available at:

www.apextoolgroup.eu

Product Exceptions to the Standard Limited Warranty: – Tool Boxes, Standard Chucks and Accessories, Bits, Bit Sockets Torque Products. Solder and De-Soldering Products are warranted for two (2) years from date of Buyer acceptance.

These warranties set forth herein are the sole warranties applicable to Products and is in lieu of all other warranties, whether express, implied or statutory. The implied warranties of merchantability and fitness for a particular purpose are specifically excluded.

Remedies: Customers' sole and exclusive remedy for breach of this Warranty is, at the option of Apex, repair or replacement of the defective product.

Apex Tool Group B.V.
Phileas Foggstraat 16
7821 AK Emmen
The Netherlands



Need more information? Contact us:

The Netherlands



Apex Tool Group B.V.
Phileas Foggstraat 16
7821 AK Emmen



+31 (0)591 - 66 75 00



+31 (0)591 - 66 75 95



cs.emmen@apextoolgroup.com

Great Britain



Apex Tool Group (UK Operations) Ltd.
4th Floor Pennine House
Washington, Tyne & Wear
NE37 1LY



+44 (0)191 419 7700



+44 (0)191 417 9421



UKcustomer-service@apextoolgroup.com

Germany



Weller Tools GmbH
Carl-Benz-Str. 2
74354 Besigheim
Postfach 13 51
74351 Besigheim



+49 (0)7143 / 580-0



+49 (0)7143 / 580-108



tools-eu@apextoolgroup.com

Italy



Apex Tool Group S.r.l.
Viale Europa 80
20090 Cusago (MI)



+39 (02) 9033101



+39 (02) 90394231



cht-italy@apextoolgroup.com

France



Apex Tool Group S.N.C.
25 Av. Maurice Chevalier BP 46
77832 Ozoir-la-Ferrière Cedex



+33 (0) 1.64.43.22.00



+33 (0) 1.64.43.21.62



atg-France@apextoolgroup.com

United Arab Emirates



Apex Tool Group B.V. -
RAKFTZ Brauch
P.O. Box 16111
Ras Al Khaimah
UAE



+971 (06) 530 81 68



+971 (06) 530 81 68



Campbell®

7

Chain Products, Ropes, Accessories,
Clamps, and Fittings



Caulk Master®

39

Air Powered Dispensing Products



CRESCENT®

43

Wrenches, Pliers, Drivers
and Tool Sets



Lufkin®

63

Tapes and Measuring Wheels



Nicholson™

79

Files, Saws and Multi-Purpose Tools



Plumb®

117

Hammers



HKP

123

Bolt, Cable & Strap Cutters
and Demolition Tools



reddot design award
winner 2013

Weller®

143

Soldering Tools, Accessories,
Insulated Screwdriver, and Pliers



Wiss®

181

Snips, Scissors, HVAC-Tools
and Cutting Tools



**Chain Products, Ropes, Accessories,
Clamps and Fittings**

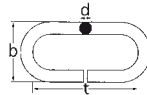
Campbell®

Campbell® Table of Contents

Contents	Page No.
Chains	9–12
Ropes	13–14
Tie Downs & Slings	15
Accessories	16–20
Hooks	21–22
Latch Kits for Hooks	23
Swivels	24
Swaging Tool & Ferrules and Stops	25
Lifting Clamps	26–37
Campbell® Numerical Index	201–202

Assorted Chains

- inside use
- outside use
- stainless steel



Code No.	Description	d x t x b / mm	Reel-Type	m per Reel
Hobby-Chains				
T0120711917	● Forcat-Chain, brass plated	1,1 x 5 x 5	A	25
T0120711927	● Forcat-Chain, nickel plated	1,1 x 5 x 5	A	25
T0120717017	● Gourmante-Chain, brass plated	1,2 x 3,5 x 4	A	25
T0120717027	● Gourmante-Chain, nickel plated	1,2 x 3,5 x 4	A	25
T0120719017	● Gourmante-Chain, brass plated	1,5 x 4 x 5	A	25
T0120719027	● Gourmante-Chain, nickel plated	1,5 x 4 x 5	A	25
T0120712017	● Twist Link Chain, brass plated	2,0 x 8 x 7	A	15
T0120712027	● Twist Link Chain, nickel plated	2,0 x 8 x 7	A	15
T0120712077	● Twist Link Chain, black	2,0 x 8 x 7	A	15
T0120712517	● Twist Link Chain, brass plated	2,5 x 7 x 9	A	10
T0120712527	● Twist Link Chain, nickel plated	2,5 x 7 x 9	A	10
T0120712577	● Twist Link Chain, black	2,5 x 7 x 9	A	10
T0120710317	● Clock-Chain, brass plated	1,1 x 7 x 4,5	A	50
T0120710327	● Clock-Chain, nickel plated	1,1 x 7 x 4,5	A	50
T0120710329	● Clock-Chain, nickel plated	1,1 x 7 x 4,5	A	25
T0120710377	● Clock-Chain, black	1,1 x 7 x 4,5	A	50
T0120710379	● Clock-Chain, black	1,1 x 7 x 4,5	A	25
T0120710387	● Clock-Chain, lead coloured	1,1 x 7 x 4,5	A	50
T0120710397	● Clock-Chain, antique copper	1,1 x 7 x 4,5	A	50
T0120710399	● Clock-Chain, antique brass	1,1 x 7 x 4,5	A	25
T0120710517	● Clock-Chain, brass plated	1,3 x 7,5 x 5	A	25
T0120710527	● Clock-Chain, nickel plated	1,3 x 7,5 x 5	A	25
T0120710717	● Clock-Chain, brass plated	1,6 x 8 x 6	A	25
T0120710727	● Clock-Chain, nickel plated	1,6 x 8 x 6	A	25
T0120710777	● Clock-Chain, black	1,6 x 8 x 6	A	25
T0120710737	● Clock-Chain, lead coloured	1,6 x 8 x 6	A	25
T0120710797	● Clock-Chain, antique brass	1,6 x 8 x 6	A	25
T0120710747	● Clock-Chain, white epoxy coated	1,6 x 8 x 6	A	25
T0120710757	● Clock-Chain, solid brass	1,6 x 8 x 6	A	25
T0120710767	● Clock-Chain, Inox, stainless steel	1,6 x 8 x 6	A	25
T0120711624	● Jack Chain, el. galvanized & blue chromed	1,6	A	20



Forcat-Chain



Gourmante-Chain



Twist Link Chain



Clock-Chain



Jack Chain

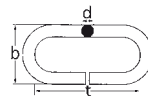


Victor Chain

Victor Chains DIN 5686				
T0120710624	● Victor Chain, el. galvanized & blue chromed	1,4 x 20 x 6,5	B	90
T0120710524	● Victor Chain*, el. galvanized & blue chromed	1,6 x 23 x 7	B	60
T0120710424	● Victor Chain*, el. galvanized & blue chromed	1,8 x 26,5 x 8	B	50
T0120710324	● Victor Chain*, el. galvanized & blue chromed	2,0 x 28 x 9	B	50
T0120710224	● Victor Chain, el. galvanized & blue chromed	2,2 x 31 x 10	B	30
T0120710124	● Victor Chain, el. galvanized & blue chromed	2,5 x 35 x 11	B	30
T0120711024	● Victor Chain, el. galvanized & blue chromed	2,8 x 39 x 12,5	B	30
T0120712034	● Victor Chain*, el. galvanized & blue chromed	3,1 x 41 x 14	B	20
T0120713524	● Victor Chain, el. galvanized & blue chromed	3,4 x 44 x 15,5	B	15
T0120710284	● Victor Chain, white epoxy coated	2,2 x 31 x 10	B	30
T0120710294	● Victor Chain, pink epoxy coated	2,2 x 31 x 10	B	30
T0120710295	● Victor Chain, turquoise epoxy coated	2,2 x 31 x 10	B	30
T0120710494	● Victor Chain, Inox, stainless steel	1,8 x 28 x 9	B	60

Assorted Chains

- outside use
- stainless steel



Sash-Chain



Ball-Chain



C-Link Chain



A-Link Chain



C-Link Chain



Calibrated Chain



Plastic Chain

Code No.	Description	d x t x b / mm	Reel- Type	m per Reel	Working load limit kg **
Sanitary Chains					
T0120710127	● Sash-Chain, solid brass, nickel plated	0,3 x 10,5 x 4	A	50	–
T0120710217	● Sash-Chain, solid brass	0,4 x 12,5 x 5	A	50	–
T0120710227	● Sash-Chain, solid brass, nickel plated	0,4 x 12,5 x 5	A	50	–
T0120713017	● Sash-Chain, solid brass	0,5 x 19,5 x 7	A	25	–
T0120713027	● Sash-Chain, solid brass, nickel plated	0,5 x 19,5 x 7	A	25	–
T0120712617	● Ball-Chain, solid brass, nickel plated	2,5	A	100	–
T0120713627	● Ball-Chain, solid brass, nickel plated	3,6	A	25	–
T0120713617	● Ball-Chain, solid brass	4,5	A	25	–

Welded round link chains, form C long links, el. galvanized and blue chromed, DIN 5685

T0120332007	● C-Link Chain*	2,0 x 22 x 8	B	60	30
T0120333007	● C-Link Chain*	3,0 x 26 x 12	C	60	70
T0120334007	● C-Link Chain*	4,0 x 32 x 16	C	58	125
T0120335007	● C-Link Chain*	5,0 x 35 x 20	C	32	195
T0120336007	● C-Link Chain*	6,0 x 42 x 24	C	28	290
T0120337007	● C-Link Chain*	7,0 x 48 x 28	C	26	375
T0120338007	● C-Link Chain*	8,0 x 52 x 32	C	20	500

(*also available in 30 m bundles)

Welded round link chains, form A short links, el. galvanized and blue chromed, DIN 5685

T0120313027	● A-Link Chain*	2,0 x 12 x 8	B	60	30
T0120313037	● A-Link Chain*	3,0 x 16 x 12	C	100	70
T0120313047	● A-Link Chain*	4,0 x 19 x 16	C	50	125
T0120313057	● A-Link Chain*	5,0 x 21 x 20	C	35	195
T0120313067	● A-Link Chain*	6,0 x 24 x 24	C	35	290
T0120313087	● A-Link Chain*	8,0 x 32 x 32	C	20	500
T0120313107	● A-Link Chain	10,0 x 40 x 37	C	10	630

(*also available in 30 m bundles)

Welded round link chains, form C, stainless steel, Inox 316, DIN 5685

T0120192007	● C-Link Chain, Inox	2,0 x 22 x 8	B	30	30
T0120193007	● C-Link Chain, Inox	3,0 x 26 x 12	B	25	70
T0120194007	● C-Link Chain, Inox	4,0 x 32 x 16	B	20	125
T0120195007	● C-Link Chain, Inox	5,0 x 35 x 20	B	15	195

Calibrated round link chains, el. galvanized and blue chromed, DIN 766

T0120147665	● Calibrated Chain	5,0 x 18,5 x 17	C	40	250
-------------	--------------------	-----------------	---	----	-----

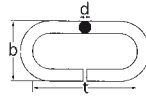
Plastic Chains, Polyethylene

T0120992007	● Plastic Chain, yellow/black	6,0 x 40 x 22	C	25	–
T0120993007	● Plastic Chain, red/white	6,0 x 40 x 22	C	25	–
T0120994007	● Plastic Chain, white	6,0 x 40 x 22	C	25	–
T0120995007	● Plastic Chain, black	6,0 x 40 x 22	C	25	–
T0120997007	● Plastic Chain, copper coloured	6,0 x 40 x 22	C	25	–
T0120991207	● Plastic Chain, yellow/black	8,0 x 48 x 26	C	25	–
T0120991807	● Plastic Chain, red/white	8,0 x 48 x 26	C	25	–
T0120998007	● Plastic Chain, black	10,0 x 61 x 33	C	12,5	–
T0120999007	● Plastic Chain, copper coloured	10,0 x 61 x 33	C	12,5	–


** Specifications on the working load limit only for A and C formed chains

Assorted Chains

- inside use
- outside use
- stainless steel



Code No.	Description	d x t x b / mm	Reel-Type	m per Reel
Round link chains form C long links				
T0120996060	● C-Link Chain, galvanized & red/white epoxy coated	6,0 x 42 x 24	C	25



Deco- and Lamp-Chains				
T0120711017	● Deco-Chain round, brass plated	2,0 x 15 x 10	B	50
T0120711077	● Deco-Chain round, black	2,0 x 15 x 10	B	50
T0120711027	● Deco-Chain round, nickel plated	2,0 x 15 x 10	B	50
T0120711097	● Deco-Chain round, burnished	2,0 x 15 x 10	B	50
T0120711087	● Deco-Chain round, white epoxy coated	2,0 x 15 x 10	B	50
T0120711317	● Deco-Chain round, brass plated	2,8 x 19 x 15	B	30
T0120711377	● Deco-Chain round, black	2,8 x 19 x 15	B	30
T0120711327	● Deco-Chain round, nickel plated	2,8 x 19 x 15	B	30
T0120711387	● Deco-Chain round, white epoxy coated	2,8 x 19 x 15	B	30
T0120711314	● Deco-Chain round, solid brass	2,8 x 19 x 15	B	30
T0120710097	● Deco-Chain round, antique brass	2,8 x 19 x 15	B	30
T0120714017	● Deco-Chain squared, brass plated	2,0 x 16 x 9	B	50
T0120714077	● Deco-Chain squared, black	2,0 x 16 x 9	B	50
T0120714097	● Deco-Chain squared, burnished	2,0 x 16 x 9	B	50
T0120715017	● Deco-Chain squared, brass plated	3,0 x 29 x 14	B	20
T0120715077	● Deco-Chain squared, black	3,0 x 29 x 14	B	20
T0120715097	● Deco-Chain squared, burnished	3,0 x 29 x 14	B	20
T0120715087	● Deco-Chain squared, white epoxy coated	3,0 x 29 x 14	B	20
T0120716077	● Deco-Chain squared, black	4,0 x 29 x 17	B	20
T0120717217	● Deco-Chain squared, twisted, brass plated	3,5 x 37 x 20	B	20
T0120717277	● Deco-Chain squared, twisted, black	3,5 x 37 x 20	B	20
T0120715297	● Deco-Chain squared, twisted, antique brass	3,5 x 37 x 20	B	20
T0120717297	● Deco-Chain squared, twisted, burnished	3,5 x 37 x 20	B	20
T0120713117	● Deco-Chain cathedral, brass plated	2,2 x 24 x 15	B	30
T0120713177	● Deco-Chain cathedral, black	2,2 x 24 x 15	B	30
T0120713197	● Deco-Chain cathedral, burnished	2,2 x 24 x 15	B	30
T0120713217	● Deco-Chain cathedral, brass plated	2,8 x 39 x 20	B	20
T0120713277	● Deco-Chain cathedral, black	2,8 x 39 x 20	B	20
T0120713297	● Deco-Chain cathedral, burnished	2,8 x 39 x 20	B	20
T0120713267	● Deco-Chain cathedral, antique brass	2,8 x 39 x 20	B	20

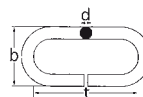


Code No.	Description	d x Length	📦
Security Chains, round links, 60 HRC case hardened			
0122101506	Security Chain, el. galvanized, polycoated blue	5,0 x 600	5
0122101509	Security Chain, el. galvanized, polycoated blue	5,0 x 900	5
0122101512	Security Chain, el. galvanized, polycoated blue	5,0 x 1200	5
0122101709	Security Chain, el. galvanized, polycoated blue	7,0 x 900	5
0122101715	Security Chain, el. galvanized, polycoated blue	7,0 x 1500	2
0122102712	Top Security Chain with squared links, el. galvanized with poly sleeve	7,0 x 1200	5
0122102112	Top Security Chain with squared links, el. galvanized with poly sleeve	10,0 x 1200	2



Chains in Bundles

- outside use
- stainless steel




Victor chain



C-link chain



A-link chain



Plastic chain

Code No.	Description	d x t x b /mmm per Bundle	Working load limit kg **
Victor chains, el. galvanized and blue chromed, DIN 5686			
T0120719524	● Victor chain	1,6 x 23 x 7	30
T0120719424	● Victor chain	1,8 x 26,5 x 8	30
T0120719324	● Victor chain	2,0 x 28 x 9	30
T0120719224	● Victor chain	2,2 x 31 x 10	30
T0120719124	● Victor chain	2,5 x 35 x 11	30
T0120719024	● Victor chain	2,8 x 39 x 12,5	30
T0120719034	● Victor chain	3,1 x 41 x 14	30

Welded round link chains, form C long links, el. galvanized and blue chromed, DIN 5685				
T0120332097	● C-link chain	2,0 x 22 x 8	30	30
T0120333097	● C-link chain	3,0 x 26 x 12	30	70
T0120334097	● C-link chain	4,0 x 32 x 16	30	125
T0120335097	● C-link chain	5,0 x 35 x 20	30	195
T0120336097	● C-link chain	6,0 x 42 x 24	30	290
T0120337097	● C-link chain	7,0 x 48 x 28	30	375
T0120338097	● C-link chain	8,0 x 52 x 32	30	500

Welded round link chains, form A short links, el. galvanized and blue chromed, DIN 5685				
T0120313927	● A-link chain	2,0 x 12 x 8	30	30
T0120313937	● A-link chain	3,0 x 16 x 12	30	70
T0120313947	● A-link chain	4,0 x 19 x 16	30	125
T0120313957	● A-link chain	5,0 x 21 x 20	30	195
T0120313967	● A-link chain	6,0 x 24 x 24	30	290
T0120313987	● A-link chain	8,0 x 32 x 32	30	500

Plastic chains, Polyethylene				
T0120992097	● Plastic chain, yellow/black	6,0 x 40 x 22	25	-
T0120993097	● Plastic chain, red/white	6,0 x 40 x 22	25	-

Welded round link chains, form C, straight, long links, fire galvanized, DIN 5685				
T0120333197	● C30 C-link chain	3,0 x 26 x 12	30	70
T0120335197	● C50 C-link chain	5,0 x 35 x 20	30	195
T0120336197	● C60 C-link chain	6,0 x 42 x 24	30	290
T0120338197	● C80 C-link chain	8,0 x 52 x 32	30	500

Welded round link chains, form C, straight, long links, INOX stainless steel, DIN 5685				
T0120194107	● C40 C-link chain	4,0 x 32 x 16	30	125

** Specifications on the working load limit only for A and C formed chains

Assorted Ropes

- Natural ropes
- Universal ropes

Code No.	Description	Diameter mm	Reel-Type	m per Reel	Working load limit kg
Sisal-Ropes					
T0120980560	● Sisal-Rope twisted, natural	6,0	D	60	–
T0120980580	● Sisal-Rope twisted, natural	8,0	E	120	–
T0120980500	● Sisal-Rope twisted, natural	10,0	E	70	–

Code No.	Description	Diameter mm	Reel-Type	m per Reel	Working load limit kg
Braided Twines					
T0120980630	● Braided Twine PP-multifil, white	3,0	D	450	60
T0120980631	● Braided Twine PP-multifil, yellow	3,0	D	450	60
T0120980633*	● Braided Twine PP-multifil, pink	3,0	D	450	60
T0120980634	● Braided Twine PP-multifil, red	3,0	D	450	60
T0120980635	● Braided Twine PP-multifil, mint	3,0	D	450	60
T0120980636	● Braided Twine PP-multifil, green	3,0	D	450	60
T0120980637	● Braided Twine PP-multifil, blue	3,0	D	450	60
T0120980638	● Braided Twine PP-multifil, brown	3,0	D	450	60
T0120980639	● Braided Twine PP-multifil, black	3,0	D	450	60
T0120980640	● Braided Rope PP-multifil, white	4,0	D	180	180
T0120980650	● Braided Rope PP-multifil, white	5,0	D	120	240
T0120980660	● Braided Rope PP-multifil, white	6,0	D	100	380
T0120980661	● Braided Rope PP-multifil, yellow	6,0	D	100	380
T0120980662	● Braided Rope PP-multifil, red	6,0	D	100	380
T0120980665	● Braided Rope PP-multifil, green	6,0	D	100	380
T0120980666	● Braided Rope PP-multifil, blue	6,0	D	100	380
T0120980680	● Braided Rope PP-multifil, white	8,0	E	120	550
T0120980682	● Braided Rope PP-multifil, red	8,0	E	120	550
T0120980683	● Braided Rope PP-multifil, blue	8,0	E	120	550
T0120980685	● Braided Rope PP-multifil, mint	8,0	E	120	550
T0120980686	● Braided Rope PP-multifil, red/green	8,0	E	120	550

* Discontinued, while quantity lasts

Code No.	Description	Diameter mm	Reel-Type	m per Reel	Working load limit kg
PP-Ropes					
T0120980761	● PP-Rope twisted, orange	6,0	D	60	380
T0120980780	● PP-Rope twisted, orange	8,0	E	120	800
T0120980700	● PP-Rope twisted, orange	10,0	E	70	1350

Code No.	Description	Diameter mm	Reel-Type	m per Reel	Working load limit kg
Nylon and Spleitex-Ropes					
T0120980860	● Nylon-Rope twisted, white	6,0	D	60	700
T0120980880	● Nylon-Rope twisted white	8,0	E	120	1100
T0120980800	● Nylon-Rope twisted, white	10,0	E	70	1700
T0120980060	● Spleitex-Rope twisted, hemp coloured	6,0	D	60	290
T0120980000	● Spleitex-Rope twisted, hemp coloured	10,0	E	70	800

Code No.	Description	Diameter mm	Reel-Type	m per Reel	Working load limit kg
Sailing-Ropes					
T0120980100	● Sailing-Rope double braided, white/red	10,0	E	70	800

Code No.	Description	Diameter mm	Reel-Type	m per Reel	Working load limit kg
Jalousietwines					
T0120980220	● Jalousietwine, 16 x braided, white	2,2	D	500	120
T0120980230	● Jalousietwine, 16 x braided, white	3,0	D	300	150

Code No.	Description	Diameter mm	Reel-Type	m per Reel	min. breaking strength*
Wire-Ropes, according DIN EN 12385-4					
T0120981520	● Wire rope cable el. galvanized	2,0	D	153	2.35
T0120981530	● Wire rope cable el. galvanized	3,0	D	153	5.29
T0120981540	● Wire rope cable el. galvanized	4,0	D	100	9.41
T0120981620	● Wire rope cable el. galvanized PVC coated	2,0/3,0	D	153	2.35
T0120981630	● Wire rope cable el. galvanized PVC coated	3,0/4,5	D	100	5.29

* in Kilo Newton – kN; (10 Newton = 1 kg)



Sisal-Rope



Braided Twines & Ropes



PP-Rope



Nylon-Rope



Spleitex-Rope



Sailing-Rope



Jalousietwine



Wire-Rope

Assorted Prepacked Ropes

- Natural ropes
- Universal ropes



Code No.	Description	Diameter mm	Length m		
Hasps					
T0120986830	● Braided Nylon Twine, white	3,5	20	Hasp	5
T0120986901	● Blocking Tape PP 80 mm, red/white	–	50	Hasp	5
T0120986560	● Sisal Rope twisted, natural	6,0	20	Hasp	5
T0120986580*	● Sisal Rope twisted, natural	8,0	10	Hasp	5
T0120986660	● PP-Rope braided, blue/red	6,0	20	Hasp	5
T0120986860	● PA-Rope twisted, white	6,0	20	Hasp	5

* Discontinued, while quantity lasts



Balls					
T0120987800	● Poly Packing Twine, assorted colours	1,0	80	Ball	10
T0120987801	● Twinnny-Twine (2 Balls)	2,0/1,0	10/30	Ball	10
T0120987410	● Hemp-Twine 50 g	0,9	35	Ball	10



Skeins					
T0120988840	● Universal Rope, white	4,8	15	Skein	10
T0120988740	● All Purpose Rope, assorted colours	4,0	9	Skein	10
T0120988850	● Synthetic Laundry Twine & 1 Hook	5,0	20	Skein	10
T0120988580	● Sisal Rope twisted	8,0	15	Skein	5
T0120988780	● All Purpose Rope, orange	8,0	25	Skein	5
T0120988160	● PP-Boat Rope, twisted & Snaphook, orange	6,0	8	Skein	5
T0120988781	● All Purpose PP-Rope, orange	8,0	20	Skein	5
T0120988700	● All Purpose PP-Rope, orange	10,0	25	Skein	5
T0120988704	● PP-Rope twisted, black/white	14,0	10	Skein	5



Ring					
T0120989500	● Sisal rope	10,0	10	Ring	10

Tie Downs & Slings

Tie & Lift 100% Polyester belts, Tie downs DIN EN12195-2 / Slings DIN 61360

Code No.	Description	Load Limit kg	Width mm	Length m	
Tie down up to 250 kg (prepacked)					
T0120982000	Cam Buckle Tie Down, blue (2 pcs.)	250	25	3	5
T0120982001	Cam Buckle Tie Down, blue	250	25	5	5



Tie down up to 250 kg (bulk)					
T0120982700	Cam Buckle Tie Down, blue	250	25	3	5
T0120982701	Cam Buckle Tie Down, blue	250	25	5	5

Tie down up to 500 kg (prepacked)					
T0120982010	Ratchet Tie Down, one part, orange	500	25	5	5
T0120982011	Ratchet Tie Down & Hook, two part, orange	500	25	5	5



Tie down up to 500 kg (bulk)					
T0120982710	Ratchet Tie Down, one part, orange	500	25	5	5
T0120982711	Ratchet Tie Down & Hook, two part, orange	500	25	5	5

Tie down up to 2.000 kg (prepacked)					
T0120982020	Ratchet Tie Down, one part, violet	2.000	35	6	5
T0120982021	Ratchet Tie Down & Hook, two part, violet	2.000	35	6	5



Tie down up to 2.000 kg (bulk)					
T0120982720	Ratchet Tie Down, one part, violet	2.000	35	6	5
T0120982721	Ratchet Tie Down & Hook, two part, violet	2.000	35	6	5

Tie down up to 3.000 kg (prepacked)					
T0120982031	Ratchet Tie Down & Hook, two part, yellow	3.000	50	8	2



Tie down up to 3.000 kg (bulk)					
T0120982730	Ratchet Tie Down, one part, yellow	3.000	50	8	2
T0120982731	Ratchet Tie Down & Hook, two part, yellow	3.000	50	8	2


Code No.	Description	Capacity kg	Length m	
Round Slings up to 1.000 kg (prepacked)				
T0120982050	Round Sling, violet	1.000	3	5

Round Slings up to 1.000 kg (bulk)				
T0120982750	Round Sling, violet	1.000	3	5





Prepacked Accessories




Code No.	Description	Diameter mm	Pcs./Card	
Welded Rings (prepacked)				
T0120983502	Welded ring, round, el. galv., 25 mm	4,0	2	10
T0120983503	Welded ring, round, el. galv., 40 mm	5,0	1	10




Code No.	Description	Diameter mm	Pcs./Polybag	
Welded Rings (bulk)				
T0120984502	Welded ring, round, el. galv., 25 mm	4,0	100	
T0120984503	Welded ring, round, el. galv., 40 mm	5,0	100	

Code No.	Description	Diameter mm	Pcs./Card	
Rope shortening & Blocking (prepacked)				
T0120983511	Rope shortening & blocking, el. galvanized	5,4	1	10




Code No.	Description	Length mm	Pcs./Polybag	
Simplex Snap Hooks (bulk)				
T0120984524	Simplex snap hook, el. galvanized	30,0	100	
T0120984525	Simplex snap hook, el. galvanized	40,0	100	



Code No.	Description	Diameter mm	Pcs./Card	
S-Hooks (prepacked)				
T0120983540	S-Hook, el. galvanized	2,5	2	10
T0120983541 *	S-Hook, el. galvanized	3,0	2	10
T0120983542	S-Hook, el. galvanized	4,0	2	10
T0120983543	S-Hook, el. galvanized	5,0	2	10
T0120983544	S-Hook, el. galvanized	6,0	2	10

* Discontinued, while quantity lasts

Code No.	Description	Diameter mm	Pcs./Polybag	
S-Hooks (bulk)				
T0120984540	S-Hook, el. galvanized	2,5	100	
T0120984541	S-Hook, el. galvanized	3,0	100	
T0120984542	S-Hook, el. galvanized	4,0	100	
T0120984543	S-Hook, el. galvanized	5,0	100	
T0120984544	S-Hook, el. galvanized	6,0	100	

Prepacked Accessories

Code No.	Description	Diameter mm	Pcs./Polybag	☐
Connecting Links (bulk)				
T0120984561	Connecting link, el. galvanized	4,0	100	
T0120984562	Connecting link, el. galvanized	5,0	100	
T0120984563	Connecting link, el. galvanized	6,0	100	



Code No.	Description	Diameter mm	Pcs./Card	☐
Snap Hooks (prepacked)				
T0120983582	Alu.-Snap hook & key ring, assorted colours	6,0	1	10

Code No.	Description	Diameter mm	Pcs./Polybag	☐
Snap Hooks (bulk)				
T0120984582	Alu.-Snap hook & key ring, assorted colours	6,0	25	



Code No.	Description	Diameter mm	Pcs./Card	
Wire Rope Clips (prepacked)				
T0120983590	Wire rope clips, el. galvanized	3,0	2	10
T0120983591	Wire rope clips, el. galvanized	5,0	2	10

Code No.	Description	Diameter mm	Pcs./Polybag	☐
Wire Rope Clips (bulk)				
T0120984590	Wire rope clips, el. galvanized	3,0	100	
T0120984591	Wire rope clips, el. galvanized	5,0	100	



Code No.	Description	Diameter mm	Pcs./Card	☐
Single and Double Clamps (prepacked)				
T0120983610	Simplex clamp, el. galvanized	3,0	2	10
T0120983611	Simplex clamp, el. galvanized	5,0	2	10
T0120983612	Duplex clamp, el. galvanized	3,0	2	10
T0120983613	Duplex clamp, el. galvanized	5,0	1	10




Code No.	Description	Diameter mm	Pcs./Polybag	☐
Single and Double Clamps (bulk)				
T0120984610	Simplex clamp, el. galvanized	3,0	100	
T0120984611	Simplex clamp, el. galvanized	5,0	100	
T0120984612	Duplex clamp, el. galvanized	3,0	100	
T0120984613	Duplex clamp, el. galvanized	5,0	100	




Prepacked Accessories




Code No.	Description	Diameter mm	Pcs./Polybag	
Thimbles (bulk)				
T0120984631	Thimble, el. galvanized	4,5	100	
T0120984632	Thimble, el. galvanized	5,5	100	




Code No.	Description	Diameter mm	Pcs./Polybag	
Quick Links (bulk)				
T0120984670	Quick link, el. galvanized	3,5	50	
T0120984671	Quick link, el. galvanized	4,0	50	
T0120984672	Quick link, el. galvanized	5,0	50	
T0120984673	Quick link, el. galvanized	6,0	50	
T0120984674	Quick link, el. galvanized	8,0	25	




Code No.	Description	Length mm	Pcs./Polybag	
Snap Hooks 'Zamak' (bulk)				
T0120984690	Snap hook 'Zamak', nickel plated	53,0	50	
T0120984691	Snap hook 'Zamak', nickel plated	75,0	50	
T0120984692	Snap hook 'Zamak', nickel plated	85,0	50	

Prepacked Accessories

Code No.	Description	Diameter mm	Pcs./Polybag	
Fire Brigade Snap Hooks (bulk)				
T0120984720	Fire brigade snap hook, el. galvanized	4,0	100	
T0120984721	Fire brigade snap hook, el. galvanized	5,0	100	
T0120984722	Fire brigade snap hook, el. galvanized	6,0	100	
T0120984723	Fire brigade snap hook, el. galvanized	8,0	50	




Code No.	Description	Diameter mm	Pcs./Polybag	
Shackles (bulk)				
T0120984740	Shackles, el. galvanized	5,0	50	
T0120984741	Shackles, el. galvanized	6,0	50	
T0120984742	Shackles, el. galvanized	8,0	30	
T0120984743	Shackles, el. galvanized	10,0	30	



Prepacked Accessories

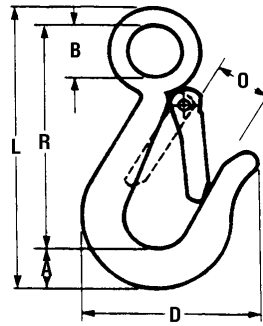


Code No.	Description	Diameter mm	Pcs./Polybag	
Plastic Connecting Links (bulk)				
T0120984780	Plastic connecting link, red/white	6,0	50	
T0120984781*	Plastic connecting link, red	8,0	50	
T0120984784	Plastic hook, red/white	6,0	50	
T0120984785	Plastic S-Hook, red/white	6,0	50	

* Discontinued, while quantity lasts

Snap Hooks 478-G

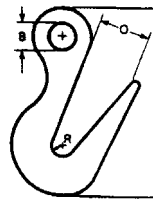
- Standard Material: Drop-forged carbon steel heat treated
- Standard Finish: Galvanized to ASTM A-153 specification
- Design Factor: 5 to 1



Hook Size A in. mm	Packed Each Code No.	Safety flap	Working Load Limit		Dimensions										Weight/100	
			lb	kg	B in. mm	D in. mm	L in. mm	O in. mm	R in. mm	lb	kg					
7/16 11	4530735	3991401	750	340	3/4 19	27/16 62	41/16 103	21/32 17	31/4 83	28	12					
9/16 14	4530935	T3991402	1000	454	11/8 29	231/32 75	51/32 128	1 25	41/2 102	45	20					

Sorting Hooks 479-S

- Standard Material: Drop-forged alloy steel heat treated
- Standard Finish: Painted orange
- Design Factor: 5 to 1

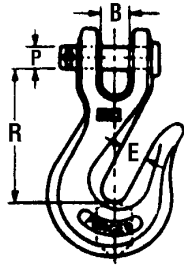


Code No.	Working Load Limit				Dimensions								Weight/100	
	Tip		Bottom		B		L		R		O		lb	kg
	ton	kg	ton	kg	in.	mm	in.	mm	in.	mm	in.	mm		
3899500	2	1814	71/2	6804	13/8	35	93/4	248	5/8	16	213/16	71	600	272

WARNING

- To prevent the possibility of serious bodily injury:
- **DO NOT EXCEED** the working load limit.
 - **DO NOT** shock or impact load.
 - **DO NOT USE** if the fitting is visibly distorted or worn.

Clevis Grab Hooks 473



- Standard Material: Drop-forged carbon steel steel (system 3 & 4) or alloy steel.
- Standard Finish: System 3 & 4 hooks available with blue-Chrome or self-colored finish.
- S/C finish hooks are bulk packed, blue-chrome hooks are available packed 10 per box.
- Order unit is "Each"

473, System 3 & 4

Chain Size in. mm	Self-coloured (Bulk) Code No.	Blue-Chrome (10/Box) Code No.	Working Load Limit lb kg		Dimensions								Weight Each lb kg	
					B		E		P		R			
					in.	mm	in.	mm	in.	mm	in.	mm		
1/4 6	4500405	-	2600	1179	3/8	10	11/32	9	5/16	8	1 23/32	44	0,32	0,150
5/16 8	4500505	-	3900	1769	15/32	12	7/16	11	3/8	10	1 31/32	50	0,59	0,270
3/8 10	4500605	-	5400	2449	17/32	13	1/2	13	7/16	11	2 1/4	57	0,92	0,420

WARNING

- To prevent the possibility of serious bodily injury:
- **DO NOT EXCEED** the working load limit.
 - **DO NOT** shock or impact load.
 - **DO NOT USE** if the fitting is visibly distorted or worn.

LATCH KITS

Latch Kits For Hooks

916-G Campbell Latch Kit

916-U Universal Latch Kit

READ AND UNDERSTAND THESE WARNINGS AND INSTRUCTIONS BEFORE USING HOOK AND LATCH.



916-G LATCH KIT
FOR CAMPBELL HOOK



916-U UNIVERSALLATCH KIT –
FOR ALL MAJOR HOOK BRANDS

WARNING

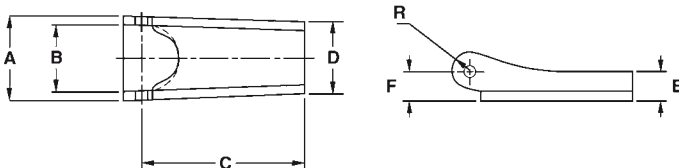
- Failure to follow the Instructions For Use below and these warnings may cause death or serious injury.
- Loads may disengage from hook if proper procedures are not followed.
- A falling load may cause serious injury or death.
- The load must never be supported by the latch.
- Latches must always be inspected for wear or damage before use. If worn, distorted or damaged, discard and replace.
- Always stand clear of loads being lifted.

IMPORTANT: Instructions For Use

1. *Always* inspect the hook and latch before using.
2. *Always* make sure the spring forces the latch against the point of the hook.
3. Check the load before lifting to make sure the hook (not the latch) is supporting the load.
4. To assemble latches on hooks, follow instructions supplied with latch kit.

Campbell offers latches already assembled to the hook as well as kits for field installation.

- Universal kits fit Campbell as well as competitive hooks, including Crosby and Midland, that are drilled for latches.
- Spring spacer adapts latch to hooks with narrow cam.
- Bolt and nut permit fast, easy installation.

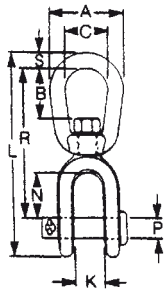


Size in. mm	Size No.	916-G kit Code No.	Universal kit Code No.	Dimensions								Weight/ 100 lb kg
				A in. mm	B in. mm	C in. mm	D in. mm	E in. mm	F in. mm	R in. mm		
1/4 6	2-22	-	3991401	23/32 18	9/16 14	1 1/4 32	5/8 16	1/4 6	1/4 6	5/32 4	3,3 1	
3/8 10	5-25	-	3991404	15/16 24	25/32 20	1 11/16 43	15/16 24	9/32 7	9/32 7	3/16 5	5,6 3	
- -	7-27	-	3991405	15/16 24	25/32 20	1 7/8 48	15/16 24	9/32 7	9/32 7	3/16 5	6,5 3	
1/2 13	9-29	-	3991406	1 9/32 32	1 25 2 11/16	68	1 9/32 32	3/8 10	9/16 14	17/64 7	16,5 7	

WARNING

- To prevent the possibility of serious bodily injury:
- **DO NOT EXCEED** the working load limit.
 - **DO NOT** shock or impact load.
 - **DO NOT USE** if the fitting is visibly distorted or worn.

Jaw & Eye Swivels 275-G Drop-Forged Carbon Steel – Galvanized



- Standard Material: Drop-forged carbon steel
- Standard Finish: Galvanized to ASTM A-153 specification
- Design Factor: 5 to 1
- Other Features: Meets Federal Specification RR-C-271 Type VII, Class 3

Size in. mm	Code No.	Working Load Limit		Dimensions											Weight/ 100 lb kg								
				A		B		C		K		L		N			P		R				
		lb	kg	in.	mm	in.	mm	in.	mm	in.	mm	in.	mm	in.	mm	in.	mm	in.	mm	in.	mm	lb	kg
1/4 6	3640435	850	386	1 1/4	32	3/4	19	3/4	19	1/2	13	3 5/8	80	3/4	19	1/4	6	2 7/16	62	21	10		
5/16 8	3640535	1250	567	1 5/8	41	3/4	19	1	25	1/2	13	3 3/4	95	1 3/16	21	5/16	8	2 7/8	73	32	15		
3/8 10	3640635	2250	1021	2	51	1	25	1 1/4	32	1 1/16	17	4 5/8	117	1 1/16	27	3/8	10	3 1/2	89	71	32		
1/2 13	3640835	3600	1633	2 1/2	64	1 1/4	32	1 1/2	38	3/4	19	6 1/8	156	1 3/8	35	1/2	13	4 1 1/16	119	122	55		
5/8 16	3641035	5200	2359	3	76	1 5/8	41	1 3/4	44	1 5/16	24	7 3/8	187	1 1/2	38	5/8	16	5 1/2	140	228	104		
3/4 19	3641235	7200	3266	3 1/2	89	1 3/4	44	2	51	1 1/8	29	8	203	1 3/4	44	3/4	19	5 7/8	149	345	157		
7/8 22	3641435	10000	4536	4	102	2 1/8	54	2 1/4	57	1 3/16	30	9 3/8	238	2 1/16	52	7/8	22	7	178	564	256		
1 25	3641635	12500	5670	4 1/2	114	2 1/4	57	2 1/2	64	1 3/4	44	11 7/16	291	2 7/16	62	1 1/8	29	8 5/8	219	933	424		

WARNING

- To prevent the possibility of serious bodily injury:
- **DO NOT EXCEED** the working load limit.
 - **DO NOT** shock or impact load.
 - **DO NOT USE** if the fitting is visibly distorted or worn.

Swaging Tool

- Uses: For swaging ferrules onto wire rope or cable.

Warning:

- **Do Not** use on coated cable.
- Follow assembly instructions.



Swaging Tools Description	Pkd	For Ferrules and Stops				Code No.	Weight Each	
		in.	mm	in.	mm		lb	kg
18" Swaging Tool	Bulk	1/16	1	3/16	5	7679038	6.0	3

Ferrules and Stops

Warning; To prevent injury:

- **Do Not** use on coated cable. If used on coated cable, remove the coating from the assembly area.
- Follow assembly instructions.



Cable Ferrule and Stop

Description	Material	Dimensions for Cable		Code No.	Shelf Pack	Case Pack	Case Weight	
		in.	mm				lb	kg
Cable Ferrules (2) and Stops (2)	Aluminium	1/16	1	B7675304	10	100	4	2
Cable Ferrules (2) and Stops (2)	Aluminium	3/32	2	B7675314	10	100	5	2
Cable Ferrules (2) and Stops (2)	Aluminium	1/8	3	B7675324	10	100	6	3
Cable Ferrules (2) and Stops (2)	Aluminium	3/16	5	B7675344	10	100	8	4
Cable Ferrules (2) and Stops (2)	Aluminium	1/4	6	B7675354	10	100	14	6

WARNING

- To prevent the possibility of serious bodily injury:
- **DO NOT USE** for overhead lifting, to support human weight, for playground or athletic equipment, or as a safety device.
 - **DO NOT USE** if visibly worn or distorted.

WARNING

- To prevent the possibility of serious bodily injury:
- **DO NOT EXCEED** the working load limit.
 - **DO NOT** shock or impact load.
 - **DO NOT USE** if the fitting is visibly distorted or worn.

Campbell Lifting Clamps

Campbell clamps are known and used throughout the world for lifting, conveying and positioning of sheet, plate, weldments and structurals. The heavier the load, the tighter they grip. Parts are drop forged for strength, dependability and long life, and all clamps are individually proof tested. Replacement parts are available when needed. If you have any doubts as to the clamp best suited to your application, contact your Apex Tool Group salesman.

NOTICE: The product specifications and dimensions are as accurate as possible at the time of printing. However, because we are constantly improving the quality and design of our products, they can change without notice.

All Working Load Limits are expressed in Metric Tons.
1 Metric Ton = 2,204.6 lbs.

WARNING

1. Do not exceed Working Load Limit stamped on Clamp body.
2. Inspect clamp before each lift.
3. Stand clear of load when lifting.
4. Position clamp to balance load.
5. Insert plate or unit to full depth of throat opening.
6. Lift slowly and smoothly. Do not jerk load.
7. Do not lift more than one plate or sheet at a time.
8. Do not use a damaged clamp.
9. Read manufacturer's instructions before using clamps.
10. Do not use any Campbell clamp to lift tapered plates or beams.
11. When lifting plates with a hardness over 43 Rockwell C/400 BRINELL, consult the clamp manufacturer.
12. Campbell clamps are designed to be used at temperatures between 17°C / 0°F and 93°C / 200°F.

Inspection, Maintenance & Repair

It is important to establish a regular procedure for clamp inspection. Frequency of inspection will depend upon the amount of use the clamp receives. Campbell clamps are built to withstand rough treatment, however, grit, dirt, sludge and mud should be removed. This may be done easily by immersing the entire clamp in a can of degreaser and leaving it there overnight. Also, periodic oiling of all pins and rivets will improve performance and help to extend the life of the clamp. You may wish to maintain a written record, indicating inspection dates, condition of the clamp on each of those dates, and any repairs made. Inspection records should be reviewed periodically.

Inspection Procedure

1. Cams — These are the parts likely to receive most wear. The amount of wear, of course, bears a direct relationship to the use the cam receives. Continued usage of plates of the same thickness will result in wear in only one area of the working surface of the cam, and will eventually require that the cam be replaced. The harder the plate is, the sooner the cam will be worn. A simple visual inspection of the cam is all that is required in most cases. The surfaces of the cam should be compared with unused surfaces. If teeth appear to be worn, the cam should be replaced.

Note: The Pad and Cam should be replaced at the same time.

2. Pads — The pads of "GX" and "E" clamps are held in with a bolt and can be replaced simply by removing the bolt. When the serrations of the pad seat are worn, the pad should be replaced.

Note: The Pad and Cam should be replaced at the same time.

3. Spread Jaw — Check the throat width of the clamp. At zero grip, the cam should be in full contact with the pad. If the width at the base (where the pad is located) is greater than the width at the top, the clamp has been overloaded and should be replaced.

Warning: Do not weld on the clamp body, as this may destroy the original heat treatment.

4. Linkage and Shackle Inspection — To remove the linkage from a "GX" clamp, remove the load pins from the body. The pins do not rotate, and under normal load do not require replacement. They

should be inspected for bending, which is caused by overloads, and replaced as needed. Inspect the shackle for bending at the rivet, which is an indication of side pull. If this is a recurrent fault, use a chain connector on the clamp.

5. Rivet Inspection — Rivets may require replacement when a very loose connection is detected. Linkage should normally be free working. Should a rivet hole in the shackle, radius link or connecting link become stretched or enlarged (usually resulting from overloading), those parts should be replaced. It is advisable to replace the rivet as well. To replace any worn parts, drive rivets out over a relief opening, such as a small section of pipe or the opening in a vise.

Warning: Do not weld or substitute bolts for rivets. Check connecting links to ascertain that they are not bent.

6. Spring inspection — The spring should be of sufficient strength to hold the cam against the pad. If it is not, the spring should be replaced. In the case of the "E" clamp, the spring should be replaced if it fails to provide initial pressure at near zero grip.

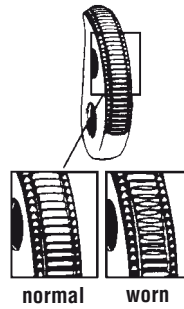
7. Chains — Chains supplied with clamps should also be inspected carefully. To do this, use a Campbell wear gauge. Inspect chains link by link, checking for distorted, stretched or cracked links, nicks or gouges, pitted links and excessive wear of bearing surfaces and barrels.

WARNING

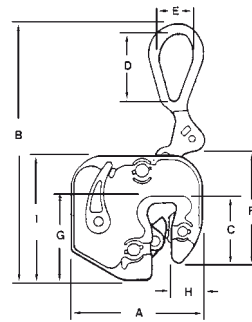
- The clamps in this catalog are not intended to serve as a permanent connection to a plate or other object.
- The grip depends on friction and a camming action. If the gripping surfaces are not properly maintained and the clamp is improperly used, the load may fall.
- Use extreme caution where overhead lifting is involved or where a failure could cause property damage or personal injury.
- Read maintenance materials and use instructions.

“GXL” Clamps

- Available in a 1/2, 1 and 2 ton capacity.
- Drop forged and heat treated components, with gripping surfaces of case hardened alloy steel.
- Exclusive feature is a patented wear indicator system. When any of cam’s straight line, convex teeth are flattened between unique wear indicator grooves, it is time to change the cam.
- **Note: The Pad and Cam should be replaced at the same time.**
- Newly designed “Cam Engaging Lever” keeps the cam in contact with the plate. The tension arm and spring mechanism facilitate attaching and removing the clamp. These clamps will not lift plate when in the “lever open” position.
- Clamps are 100% Proof Tested and Certificate of Test supplied with each clamp.
- **Warning: Never tamper with a clamp’s tension arm and spring mechanism during a lift.**



Code No.	Grip Range		Clamp Weight		Working Load Limit Metric Ton
	in.	mm	lb	kg	
6422012	1/16 - 5/8	2-16	5.5	2,500	1/2
6422001	1/16 - 3/4	2-16	8	3,630	1
6422002	1/16 - 7/8	2-23	10.5	4,770	2



Code No.	Dimensions																	
	A		B		C		D		E		F		G		H		I	
	in.	mm	in.	mm	in.	mm	in.	mm	in.	mm	in.	mm	in.	mm	in.	mm	in.	mm
6422012	5 15/16	151	10	254	2 1/8	54	2 5/8	67	2	51	4	102	3 1/4	83	1 3/16	30	5 3/16	132
6422001	6 9/16	167	11 1/4	286	3 13/16	97	3 1/16	78	2 1/16	52	5	127	3 5/8	92	1 5/8	41	5 7/8	149
6422002	7 1/4	184	12 1/8	308	2 9/16	65	3 5/16	84	2 1/4	57	4 7/8	124	3 1/2	89	1 5/8	41	5 15/16	151

WARNING

- Select proper size clamp for the job.
- Determine the weight of the plate to be lifted.
- Do not exceed WLL (Working Load Limit) shown on clamp.
- Plate thickness must be within grip range shown on clamp.

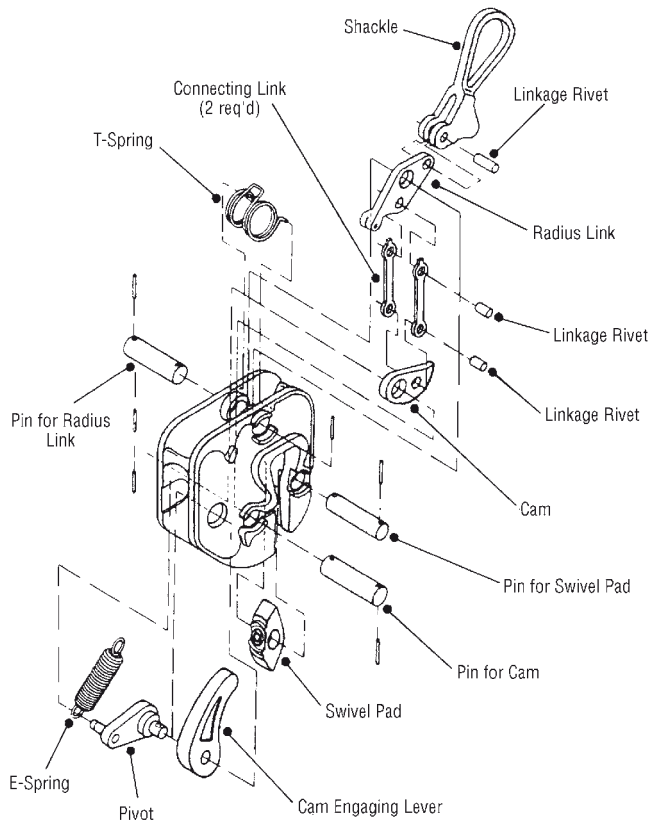
Repair Kits for "GXL" Clamps



Shackle Kit components



Cam / Pad Kit components




Capacity	1/2 Ton	1 Ton	2 Ton
Description	Code No.	Code No.	Code No.
Shackle Kit	6506200	6506210	6506220
Kit includes: 1 Shackle, 1 Radius Link, 1 T-Spring, 2 Connecting Links, 1 Radius Link Pin, 1 Pivot, 1 Lever, 1 E-Spring, 1 Drive Pin, 3 Linkage Rivets			
Cam/Pad Kit	6506201	6506211	6506221
Kit includes: 1 Cam, 1 Pad, 1 Cam Pin, 1 Pad Pin, 1 T-Spring, 1 E-Spring, 1 Rivet, 4 Sel-locs			

WARNING

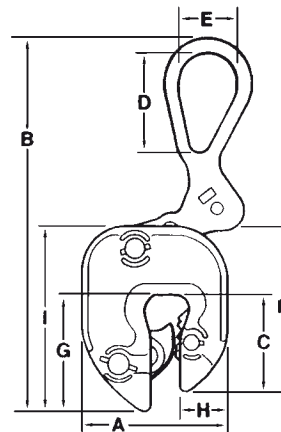
- Select proper size clamp for the job.
- Determine the weight of the plate to be lifted.
- Do not exceed WLL (Working Load Limit) shown on clamp.
- Plate thickness must be within grip range shown on clamp.

“GX” Clamps

- “GX” clamp is entirely drop forged and heat treated.
- Can be used for both vertical and horizontal-to-vertical lifting.
- Exclusive feature is a patented wear indicator system. When any of cam’s straight line, convex teeth are flattened between unique wear indicator grooves, it is time to change the cam.
- Shackle and “G” link combined into one part for fewer stress points and less chance of side loading damage.
- 100% proof tested with certificate of test attached to each clamp.
- **Note: The Pad and Cam should be replaced at the same time.**
- Clamps are 100% Proof Tested and Certificate of Test supplied with each clamp.



Code No.	Grip Range		Clamp Weight		Working Load Limit Metric Ton
	in.	mm	lb	kg	
6423000	1/16 - 5/8	1 - 16	4	2	1/2
6423005	1/16 - 3/4	1 - 19	8	4	1
6423923	3/4 - 1 3/8	19 - 35	9	4	1
6423010	1/16 - 1	1 - 25	17	8	3
6423015	1/2 - 2	13 - 51	40	18	5

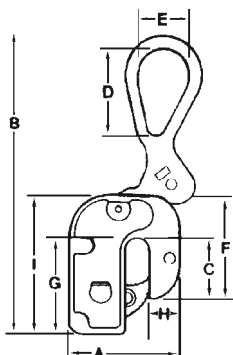


Code No.	Dimensions																	
	A		B		C		D		E		F		G		H		I	
	in.	mm	in.	mm	in.	mm	in.	mm	in.	mm	in.	mm	in.	mm	in.	mm	in.	mm
6423000	4	102	9 1/2	241	2 3/16	56	2 3/4	67	2	51	4 1/8	105	2 7/8	73	1 3/8	35	4 7/8	124
6423005	4 3/4	121	11 1/4	286	3 1/16	78	3 1/16	78	2 1/16	52	5 1/4	133	3 5/8	92	1 5/8	41	5 7/8	149
6423923	5 7/8	149	11 1/4	286	3 1/16	78	3 1/16	78	2 1/16	52	5 1/4	133	3 5/8	92	1 5/8	54	5 7/8	149
6423010	6	152	14	356	3 9/16	90	3 13/16	97	3	76	6 3/4	171	4 7/16	113	2	51	7 5/8	194
6423015	8 7/8	225	20	508	4 11/16	119	5	127	3 15/16	100	8 3/4	219	5 15/16	151	3 13/16	97	9 15/16	252

WARNING

- Select proper size clamp for the job.
- Determine the weight of the plate to be lifted.
- Do not exceed WLL (Working Load Limit) shown on clamp.
- Plate thickness must be within grip range shown on clamp.

Short Leg Structural “GX” Clamps



- Designed for a secure bite on small or odd shaped, wide flanged beams.
- Designed to be used with the short leg under the plate when lifting the plate from horizontal to vertical position.
- Replacement parts are same as for standard “GX” clamps.
- **Note: The Pad and Cam should be replaced at the same time.**
- Clamps are 100% Proof Tested and Certificate of Test supplied with each clamp.

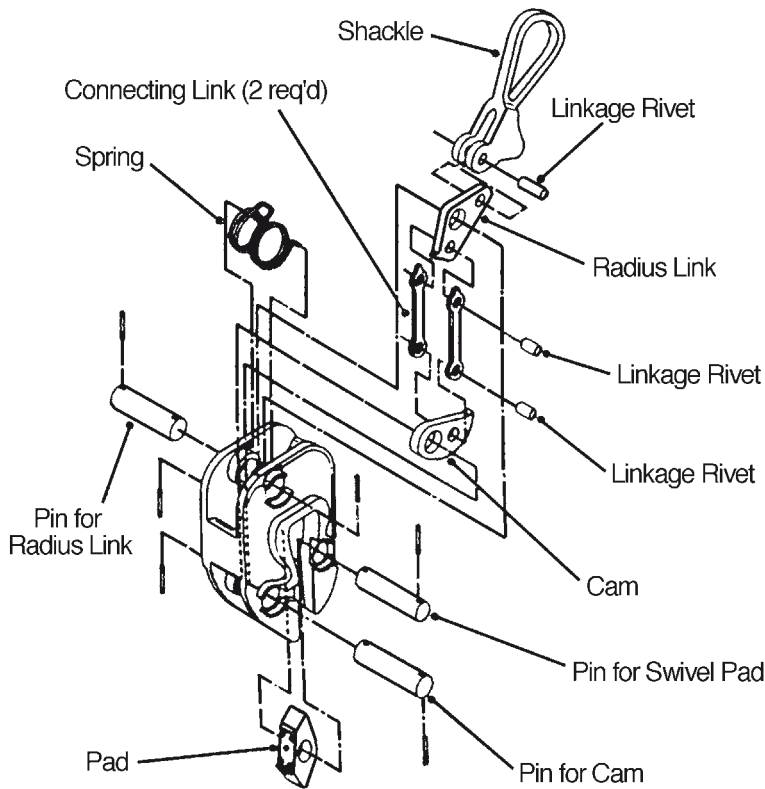
Code No.	Grip Range		Clamp Weight		Working Load Limit Metric Ton
	in.	mm	lb	kg	
6423100	1/16-5/8	1-16	4	2	1/2
6423105	1/16-3/4	1-19	7	3	1
6423108	1/16-7/8	1-22	15	7	2
6423110	1/16-1	1-25	18	8	3

Code No.	Dimensions																	
	A		B		C		D		E		F		G		H		I	
	in.	mm	in.	mm	in.	mm	in.	mm	in.	mm	in.	mm	in.	mm	in.	mm	in.	mm
6423100	4	102	9 1/2	241	2 1/8	54	2 5/8	67	2	51	4 1/16	103	2 7/8	73	1 3/8	35	4 3/4	121
6423105	4 3/4	121	11 5/16	287	2 5/8	67	3 1/16	78	2 1/16	52	4 7/8	124	3 9/16	90	1 21/32	42	5 13/16	148
6423108	5 1/8	130	12 1/8	308	2 5/8	67	3 5/16	84	2 1/4	57	5	127	3 9/16	90	1 5/8	41	5 15/16	151
6423110	6	152	15 1/16	383	3 7/16	87	3 13/16	97	3	76	6 9/16	167	4 3/16	106	2	51	7 5/16	186

WARNING

- Select proper size clamp for the job.
- Determine the weight of the plate to be lifted.
- Do not exceed WLL (Working Load Limit) shown on clamp.
- Plate thickness must be within grip range shown on clamp.

Repair Kits for "GX" Clamps



Shackle Kit components



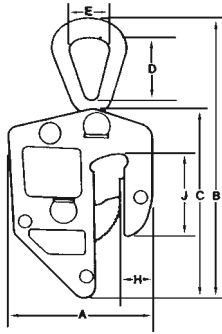
Cam / Pad Kit components

Capacity	1/2 Ton	1 Ton	2 Ton	3 Ton	5 Ton
Description	Code No.	Code No.	Code No.	Code No.	Code No.
Shackle Kit	6506000	6506010	6506020	6506030	6506050
Kit includes: 1 Shackle, 1 Radius Link, 1 T-Spring, 2 Connection Links, 1 Radius Link Pin, 3 Linkage Rivets, 2 Sel-locs					
Cam/Pad Kit	6506001	6506011	6506021	6506031	6506051
Kit includes: 1 Cam, 1 Pad, 1 Cam Pin, 1 Pad Pin, 1 T-Spring, 1 Rivet, 4 Sel-locs					

WARNING

- Select proper size clamp for the job.
- Determine the weight of the plate to be lifted.
- Do not exceed WLL (Working Load Limit) shown on clamp.
- Plate thickness must be within grip range shown on clamp.

Locking “E” Clamps



- Clamp lifts from either horizontal or vertical position.
- Clamps turn plates through 90°.
- Locks open or closed with a lever.
- Has large throat that gives a secure bite and wide grip range.
- Note: Be sure clamp is in lock closed position before making lift.
- **Note: The Pad and Cam should be replaced at the same time.**
- Clamps are 100% Proof Tested and Certificate of Test supplied with each clamp.



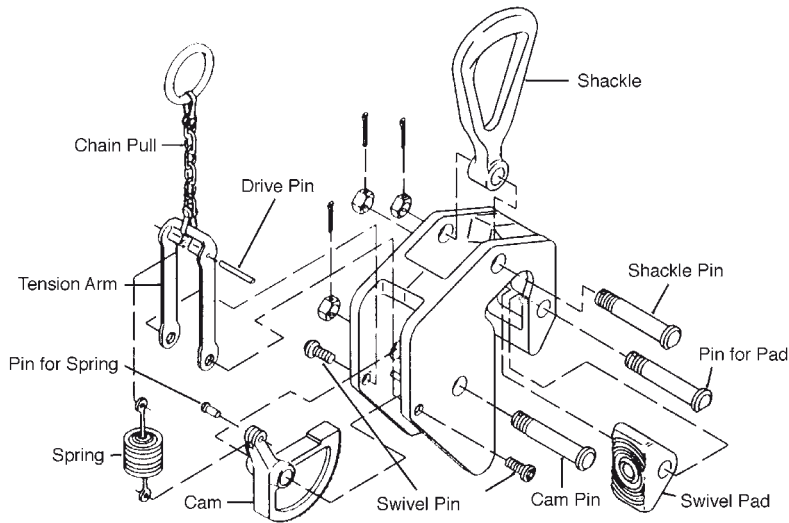
Merrill Model No.	Code No.	Grip Range		Clamp Weight		Working Load Limit Metric Ton
		in.	mm	lb	kg	
3E	6420701	0-1¼	0-32	20	9	3
5E	6420702	0-1½	0-38	28	13	5
5E	6420703	1¼-2½	32-64	33	15	5
8E	6420705	½-2½	13-64	81	37	8

Code No.	Dimensions													
	A		B		C		D		E		H		J	
	in.	mm	in.	mm	in.	mm	in.	mm	in.	mm	in.	mm	in.	mm
6420701	7¼	184	14⅜	365	9¼	235	3½	89	2	51	2	51	4⅜	111
6420702	8⅞	225	16	406	10½	267	3½	89	2½	64	2⅞	68	5	127
6420703	10½	267	16⅝	422	11¼	286	3½	89	2½	64	3⅞	79	5¼	133
6420705	14⅞	359	22¾	578	15¾	400	5	127	3½	89	4⅞	124	8½	216

WARNING

- Select proper size clamp for the job.
- Determine the weight of the plate to be lifted.
- Do not exceed WLL (Working Load Limit) shown on clamp.
- Plate thickness must be within grip range shown on clamp.

Repair Kits for Locking "E" clamps



Shackle Kit components



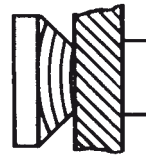
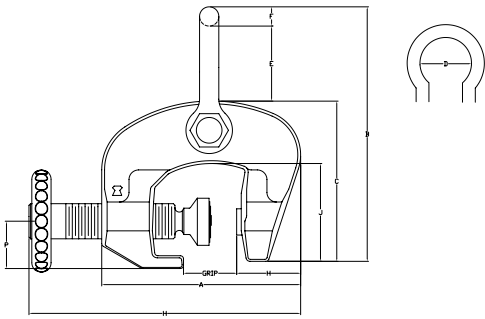
Cam / Pad Kit components

Capacity	3 Ton All	5 Ton All	8 Ton 1/2", -2 1/2"	8 Ton 2"-4", 4"-6"	12 Ton All
Description	Code No.	Code No.	Code No.	Code No.	Code No.
Shackle Kit	6507030	6507050	6507080	6507082	6507082
Kit includes: 1 Shackle, 1 Shackle Bolt, 1 Nut, 1 Cotter Pin					
Cam/Pad Kit	6507031	6507051	6507081	6507081	6507081
Kit includes: 1 Cam, 1 Pad, 1 Cam Bolt, 1 Pad Bolt, 2 Nuts, 2 Rivets, 1 Drive Pin, 1 Spring, 1 Chain Pull Clip, 1 Tension Arm, 2 Swivel Pins, 2 Cotter Pins.					

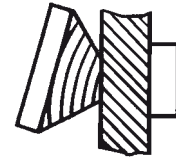
⚠ WARNING

- Select proper size clamp for the job.
- Determine the weight of the plate to be lifted.
- Do not exceed WLL (Working Load Limit) shown on clamp.
- Plate thickness must be within grip range shown on clamp.

SAC (Screw-Adjusted Cam) Plate Clamps



Cam position under no load.



Cam under load. The heavier the load, the greater the bite.



- Recommended for turning plates from horizontal to vertical as well as through a 180° arc.
- The convex, serrated cam swivels on a ball joint so that the area of cam engagement increases as load increases.
- Drop forged body and shackle.
- The Pad and Cam should be replaced at the same time.
- Clamps are 100% Proof Tested and Certificate of Test supplied with each clamp.

Note: SCREW NEEDS TO BE HAND TIGHT ONLY! DO NOT OVERTIGHTEN.

Working Merrill Model No.	Code No.	Grip Range		Clamp Weight		Load Limit Metric Ton
		in.	mm	lb	kg	
SAC-1	6421000	0-1	0-25	6¼	3	1
SAC-3	6421001	0-2	0-51	14¼	6	3
SAC-6	6421002	0-3	0-76	40	18	6

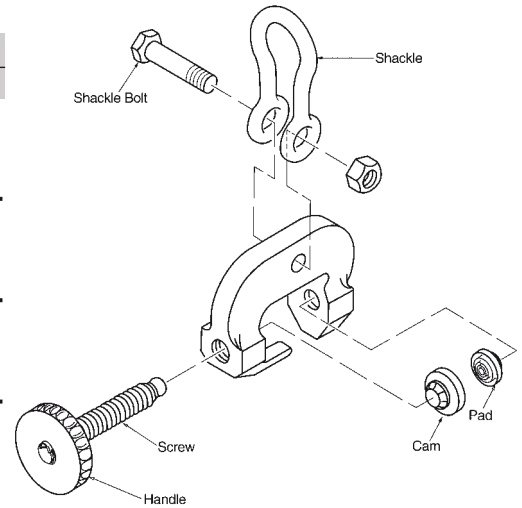
Code No.	Dimensions																			
	A		B		C		D		E		F		H		J		O**		P	
	in.	mm	in.	mm	in.	mm	in.	mm	in.	mm	in.	mm	in.	mm	in.	mm	in.	mm	in.	mm
6421000	5¼	133	7¾	197	4	102	1¾	44	2⅞	73	½	13	1½	38	2¼	57	6¼	159	1 ²³ / ₆₄	34.5
6421001	7¾	197	10½	267	6½	165	1⅞	48	3⅜	86	¾	19	2⅜	60	3¾	95	9¼	235	1 ¹³ / ₁₆	46
6421002	10	254	14¼	362	8¼	210	3¼	83	4½	114	1⅞	29	3	76	4½	114	12	305	2¼	57

⚠ WARNING


- Select proper size clamp for the job.
- Determine the weight of the plate to be lifted.
- Do not exceed WLL (Working Load Limit) shown on clamp.
- Plate thickness must be within grip range shown on clamp.

Repair Kits for SAC Clamps

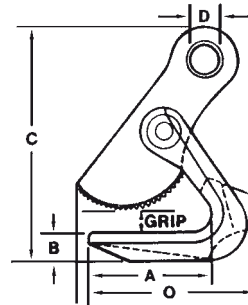
Capacity	1 Ton	3 Ton	6 Ton
Description	Code No.	Code No.	Code No.
Cam / Pad Kit	6501000	6501010	6501020
Kit includes: 1 Cam, 1 Pad, 1 Pad Bolt, 1 Nut, 1 Washer			
Screw / Handle Kit	6501101	6501011	6501021
Kit includes: 1 Screw, 1 Handle			
Shackle / Bolt Kit	6501111	6501012	6501022
Kit includes: 1 Shackle, 1 Shackle Bolt, 1 Nut, 1 Cotter Key			



Horizontal Plate Clamp



- One man can handle plates with this clamp.
- Dual springs hold cam on the work while the second clamp is placed.
- Sold in pairs **ONLY**.
- Clamps are 100% Proof Tested and Certificate of Test supplied with each clamp.



Merrill Part No.	Code No.	Working Load Limit Per Pair Metric Ton	Grip Range in. mm	Cam Width in. mm	Width in. mm	Dimensions					Weight Per Pair lb kg
						A in. mm	B in. mm	C in. mm	D in. mm	O in. mm	
6H	6421701	6	0-1 1/2 0-38	5 127	3/4 19	4 1/2 114	1 25	8 203	1 25	7 1/2 191	30 13.6


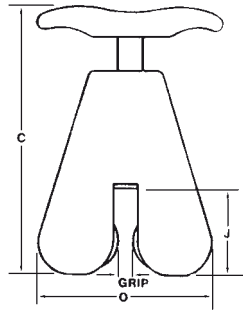
Repair Kit for Horizontal Plate Clamp

Description	Code No.
Cam Kit	6501700
Kit includes: 1 Cam, 1 Cam Bolt, 2 Springs, 2 Nuts	

WARNING

- Select proper size clamp for the job.
- Determine the weight of the plate to be lifted.
- Do not exceed WLL (Working Load Limit) shown on clamp.
- Plate thickness must be within grip range shown on clamp.

Duplex Hand Grip



- Designed to carry or pull any object that will fit into its jaws.
- Grips and releases automatically.

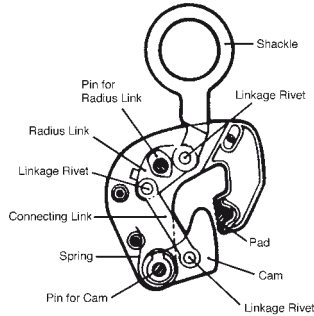
Code No.	Working Load Limit		Handle Length		Grip Range		Dimensions						Weight	
	lb	kg	in.	mm	in.	mm	C		J		O		lb	kg
6421801	500	227	2	50	0- $\frac{5}{16}$	0-8	6	152	1 $\frac{7}{8}$	48	3 $\frac{3}{4}$	95	2	1
6421802	500	227	Eye nut		0- $\frac{5}{16}$	0-8	8	203	1 $\frac{7}{8}$	48	3 $\frac{3}{4}$	95	2	1
6421803	500	227	6	150	0- $\frac{5}{16}$	0-8	12	305	1 $\frac{7}{8}$	48	3 $\frac{3}{4}$	95	3	1
6421805	500	227	10	250	0- $\frac{5}{16}$	0-8	16	406	1 $\frac{7}{8}$	48	3 $\frac{3}{4}$	95	3	1
6421806	500	227	18	450	0- $\frac{5}{16}$	0-8	23	584	1 $\frac{7}{8}$	48	3 $\frac{3}{4}$	95	4	2

WARNING

- Select proper size clamp for the job.
- Determine the weight of the plate to be lifted.
- Do not exceed WLL (Working Load Limit) shown on clamp.
- Plate thickness must be within grip range shown on clamp.

Drum Handling Equipment, Single Drum Lifter No. 52

- Lifts drums with or without heads removed.
- Drums can be lifted from either horizontal or vertical positions and then reversed.
- Snaps onto drum and is held there by its spring-loaded cam even when there is no load.
- **Note: THIS CLAMP IS NOT SUITABLE FOR LIFTING PLATES OR SHEETS!**



Code No.	Working Load Limit Metric Ton	Dimensions										Weight lb kg			
		Overall Width		Bearing to Pad Center		I.D. Eye		Bead Recess		Max. Jaw Opening					
		in.	mm	in.	mm	in.	mm	in.	mm	in.	mm	in.	mm	lb	kg
6410101	1/2	5	127	6	152	1 3/4	44	1/2 x 3/4	13 x 19	7/8	22	4 3/4	2		

Replacement Parts for Drum Lifter

Part Name	Pkg. Qty.	Code No.
Shackle	1	6500023
Cam, pad, rivet and spring	1 each	6505011

⚠ WARNING

- Select proper size clamp for the job.
- Determine the weight of the plate to be lifted.
- Do not exceed WLL (Working Load Limit) shown on clamp.
- Plate thickness must be within grip range shown on clamp.

Notes

A large grid of graph paper for taking notes, consisting of 20 columns and 30 rows of small squares.



Air Powered Dispensing Products

Caulk Master®

Caulk Master® Table of Contents

Saving time and much more.

Whether you're a do-it-yourselfer or a pro, Caulk Master® can dramatically increase your productivity and make it easier for you to produce the perfect bead ... all while reducing fatigue and the chance of injury.

Caulk Master® air powered dispensing guns give you a level of control simply unattainable with manual guns. The patented trigger mechanism gives you the exact amount of caulk, sealant, or adhesive you need, so you can dispense material at a smooth, steady pace. Even "weep" at the end of a run is a thing of the past ... when you stop squeezing the trigger, the flow stops immediately.

It's no wonder that demanding industries such as construction, automotive, marine and aerospace are loyal users of Caulk Master® products.



Contents	Page No.
TPG100 Professional Air Powered Dispensing Gun	42
PG110 Professional Air Powered Metal Dispensing Gun	42
Caulk Master® Numerical Index	203

Caulk Master® Application Chart

Model:		TPG100 Standard Cartridge	PG110 High Viscosity
Application/User	Automotive	X	X
	Construction	X	X
	Do-it-Yourselfer	X	
	Maint./Repair	X	X
	Marine	X	X
	OEM	X	X
Viscosity	Low	X	X
	Medium	X	X
	High		X
Cartridge Capacity	1/10th Gallon Tube	X	X

Air Powered Dispensing Guns

Caulk Master® Features and Benefits

- Time Saving – reduces the average caulking job up to 80%.
- All Caulk Master® dispensing guns come with a 3-foot air hose and standard 1/4" NPT fitting. Easily connects to a high-pressure regulator and air tank or compressor (purchase separately).
- Caulk Master® provides a smooth, even flow of material for a superior bead in a fraction of the time needed by outdated manual methods.
- Patented trigger mechanism makes it easy to vary the amount of material being dispensed and reduce operator fatigue.
- Unique twist lock bayonet barrel mount.



1. Twist barrel to unlock. Remove empty cartridge.



2. Drop in new cartridge and twist barrel to lock.



3. Get back to work. It's that simple.



- High-impact, non-corrosion construction.
- Common grip will handle all sealant, caulk and adhesives.



PG100 Professional Air Powered Dispensing Gun

TPG100 – Handles Any 10,3 Oz. Cartridge



- 1/10th gallon (10,3 oz.) barrel
- Ergonomic Valox® grip
- Weight: 14,5 oz.
- 4,8 bar maximum operating pressure

Code No.	Packed	Gun Body	Max. pressure	Cartridge Barrel	Ship Weight		Case Pack
					lb	kg	
TPG100	Clamshell	Valox	4,8 bar	10,3 oz.	7,5	3,400	5

PG110 Professional Air Powered Metal Dispensing

PG110 – Handles Any 10,3 Oz. Cartridge



- For high viscosity materials
- 1/10th gallon (10,3 oz.) barrel
- Ergonomic aluminum grip
- Weight: 1 Lb., 12 Oz.
- 6,8 bar maximum operating pressure

Code No.	Packed	Gun Body	Max. pressure	Cartridge Barrel	Ship Weight		Case Pack
					lb	kg	
PG110	Clamshell	Aluminum	6,8 bar	10,3 oz.	11,0	5,000	5



**Wrenches, Pliers, Drivers,
Ratchet Handles and Tool Sets**

 **CRESCENT**
BRAND

Crescent® Table of Contents

Contents	Page No.
Adjustable Wrenches	45–46
Wrenches, Tongue & Groove Pliers	47
Slip Joint Pliers	48
Solid Joint Pliers	49
Bit Screwdrivers	50
Compound Action Pliers	51
Locking Pliers	52–53
MultiTool 14-in-1	54
Tool Sets	55–61
Bit Sets	62
Crescent® Numeric Index	204

Key to Symbols



Jaw opening



Blade length (of screwdriver)



Blade diameter (of screwdriver)



Overall length (of screwdriver)

Crescent® Adjustable Wrenches

World famous Crescent® adjustable wrench. These wrenches are made of fine alloy steel to give extra strength and wear. Used by professional mechanics, industrial tradesmen and home mechanics. Dimensions are proportioned for greatest strength with minimum weight. A tension spring under knurl helps prevent jaw opening from changing adjustment. An open handle design permits easier knurl adjustment. Handle made of forged alloy steel and heat treated for toughness and durability. Chrome or black phosphate finishes are available as indicated.

Chrome Finish

- World famous Crescent® brand
- For professional, industrial or home use.
- Wide capacity jaw (sizes 6–12) allows each tool to work with more fastener sizes.
- Wider handle (sizes 6–12) provides more comfort and less stress to the hand.
- Tension spring stabilizes jaw and knurl adjusts easily.
- Alloy steel and heat treated.
- Proportioned dimensions for greatest strength and minimum weight.
- Chrome plated finish resists rust and corrosion.
- Polished head and regular, satin finished handle.



Code No.	Packed	Length		Jaw		Tool weight		Shelf Pack
		Inch	mm	Inch	mm	oz	g	
AC16	Boxed	6	150	15/16	24	5,00	142	6
AC18	Boxed	8	200	1 1/8	29	9,01	255	6
AC110	Boxed	10	250	1 5/16	33	16,06	455	6
AC112	Boxed	12	300	1 1/2	38	25,97	736	6

Cushion Grip, Chrome Finish

- World famous Crescent® brand
- For professional, industrial or home use.
- Wide capacity jaw (sizes 6–12) allows each tool to work with more fastener sizes.
- Wider handle (sizes 6–12) provides more comfort and less stress to the hand.
- Tension spring stabilizes jaw and knurl adjusts easily.
- Alloy steel and heat treated.
- Proportioned dimensions for greatest strength and minimum weight.
- Chrome plated finish resists rust and corrosion.
- Polished head and red non-slip cushion grip.



Code No.	Packed	Length		Jaw		Tool weight		Shelf Pack
		Inch	mm	Inch	mm	oz	g	
AC16C	Boxed	6	150	15/16	24	5,00	142	6
AC18C	Boxed	8	200	1 1/8	29	9,01	255	6
AC110C	Boxed	10	250	1 5/16	33	16,06	455	6
AC112C	Boxed	12	300	1 1/2	38	25,97	736	6

Black Phosphate Finish



- World famous Crescent® brand
- For professional, industrial or home use.
- Wide capacity jaw (sizes 6–12) allows each tool to work with more fastener sizes.
- Wider handle (sizes 6–12) provides more comfort and less stress to the hand.
- Tension spring stabilizes jaw and knurl adjusts easily.
- Alloy steel and heat treated.
- Proportioned dimensions for greatest strength and minimum weight.
- Black phosphate finish resists corrosion.
- Polished head and regular handle, non-slip grip.

Code No.	Packed	Length		Inch		Tool weight		Shelf Pack
		Inch	mm	Inch	mm	oz	g	
AT26V	Carded	6	150	15/16	24	5,00	142	6
AT28VS	Carded	8	200	1 1/8	29	9,01	255	6
AT210V	Carded	10	250	1 5/16	33	16,06	455	6
AT212VS	Carded	12	300	1 1/2	38	25,97	736	3

Tapered Handle, Black Phosphate Finish



- World famous Crescent® brand
- For professional, industrial or home use.
- Tension spring stabilizes jaw and knurl adjusts easily.
- Alloy steel and heat treated.
- Proportioned dimensions for greatest strength and minimum weight.
- Black phosphate finish resists corrosion.
- Tapered handle for better two-handed grip and less weight.

Code No.	Packed	Length		Inch		Tool weight		Shelf Pack
		Inch	mm	Inch	mm	oz	g	
AT115	Boxed	15	380	1 11/16	43	52,32	1483	1
AT118	Boxed	18	460	2 1/16	52	81,44	2309	1

Rapid Slide™



- Slide control in handle for fast, easy, and accurate jaw adjustment.
- Laser-etched SAE/metric markings on head.
- Wide handle for strength, comfort, and power.
- Internal debris shield protects slide mechanism.


Code No.	Packed	Length		Inch		Tool weight		Shelf Pack
		Inch	mm	Inch	mm	oz	g	
AC6NKWMP	Carded	6	150	15/16	24	10,40	294	6
AC8NKWMP	Carded	8	200	1	25	15,10	468	6
AC10NKWMP	Carded	10	250	1,2	30	28,00	794	6

Ratcheting Adjustable Wrench



- Movable jaw works on any 4 or 6 point fastener up to 15/16"
- Smooth ratcheting action is intuitive and easy to use
- Ratcheting on/off switch allows wrench to also be used as a traditional adjustable wrench
- Unique handle design accommodates a wide variety of hand sizes and shapes and promotes proper use
- Tightens and loosens fasteners without removing the wrench




Code No.	Packed	Length		Inch 		Tool weight		Shelf Pack
		Inch	mm	Inch	mm	lb	g	
ATR28	Carded	8	200	15/16	24	0,7	330	3

R² Rapid Rench™

- Adjustable Ratchet Socket Wrench
- Fits hundreds of fasteners.
- Replace 38 most popular socket sizes.
- For SAE and metric
- Jaw capacity 1/4" to 7/8" / 6.35 mm to 22.2 mm
- Tighten or loosen with the flip of a switch.
- Dial adjusts jaw to exact size of fastener.
- Rubberized comfort grip for extra power.
- 2nd generation



Code No.	Packed	Length		Inch 		Tool weight		Shelf Pack
		Inch	mm	Inch	mm	lb	g	
FR28SEU	Carded	8	200	1	22	1,2	537	4

Ratchet Handles

- Solid version made of Chrome-Vanadium steel
- Ratchet mechanism with 72 teeth
- Spring loaded square drive
- Quick release button
- Left-right-switch
- Non-slip, ergonomic co-molded grip



Code No.	Packed	Drive	Length		Tool weight		Shelf Pack
			Inch	mm	lb	g	
CRH14EU	Carded	1/4"	6	155	0,3	142	6
CRH38EU	Carded	3/8"	8 1/2	220	0,7	337	6
CRH12EU	Carded	1/2"	10 1/2	270	1,4	616	6

Straight Jaws



- Made from finest quality tool steel.
- Designed to grip all shapes like rods, pipes and cable connections.
- Precision-milled ribs assure smooth, positive interlock between two halves with no chance of halves separating or jumping out of grooves.
- Straight jaws and self-locking jaw adjustment.
- Forged, hardened and tempered.
- Red non-slip cushion handle grips.

Code No.	Packed	Length		✂		No. of jaw positions	Tool weight		Shelf Pack
		Inch	mm	Inch	mm		oz	g	
R27CV	Carded	7	178	1 1/8	28	6	7,04	200	6
R210CV	Carded	10	250	1 1/2	38	6	15,04	426	6
R212CV	Carded	12	300	2 1/2	64	8	25,18	714	6
R216CV	Carded	16	400	4 1/4	108	10	44,26	1372	3
HL120P	Carded	20	500	5 1/2	138	12	60,80	1724	2

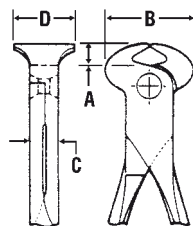
Curved Jaws



- Made from finest quality tool steel.
- Designed to grip all shapes like rods, pipes and cable connections.
- Precision-milled ribs assure smooth, positive interlock between two and with no chance of halves separating or jumping out of grooves.
- Curved jaws and self-locking jaw adjustment.
- Forged, hardened and tempered.
- Red non-slip cushion handle grips and long handles give powerful leverage.

Code No.	Packed	Length		✂		No. of jaw positions	Tool weight		Shelf Pack
		Inch	mm	Inch	mm		oz	g	
R410CV	Carded	10	250	1 1/2	38	6	13,92	395	6

End Cutting Nippers

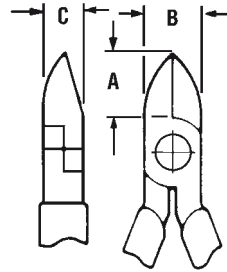


- Top quality end cutting tool.
- Precision manufactured from forged alloy tool steel.
- Handles with carefully designed leverage ratio to blades for easier cutting.
- Carefully designed throat clearance and rivet size.
- Electronically induction hardened, carefully designed, angled cutting edges and blade sizes.
- Plain handles or red non-slip cushion handle grips (suffix "C").

Code No.	Packed	Length		A		B		C		D		Tool weight		Shelf Pack
		Inch	mm	Inch	mm	Inch	mm	Inch	mm	Inch	mm	oz	g	
727CVN	Carded	7 1/4	184	3/8	10	1 3/4	44	17/32	13	13/16	30	12,00	340	6
728CVN	Carded	8 1/4	210	3/8	10	1 3/4	44	17/32	13	13/16	30	16,00	454	6

Heavy-Duty Diagonal Cutting

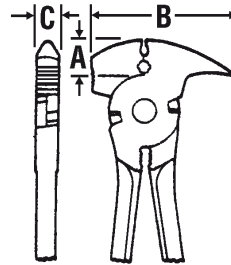
- Designed for heavy-duty wire cutting.
- Electronically induction hardened and hand-honed, long-lasting cutting edges.
- Made of forged alloy tool steel and individually tested for strength and cutting ability.
- Polished head
- Plain handles or red non-slip cushion handle grips (suffix "C").



Code No.	Packed	Length		A		B		C		Tool weight		Shelf Pack
		Inch	mm	Inch	mm	Inch	mm	Inch	mm	oz	g	
5427CVN	Carded	7	175	25/32	20	1 7/32	31	15/32	12	8,96	254	6

Heavy-Duty Fence Tool Pliers

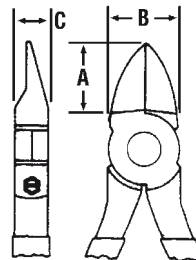
- 2 staple grips in nose.
- Corrugated hammer head with heavy prong to easily reach and pull rusty staples.
- Special opening in head allows both wire and staple to be gripped.
- 2 electronically induction hardened durable wire cutters.
- Made of forged alloy tool steel.
- Polished head
- Plain handles or red non-slip cushion handle grips (suffix "C").



Code No.	Packed	Length		A		B		C		Tool weight		Shelf Pack
		Inch	mm	Inch	mm	Inch	mm	Inch	mm	oz	g	
T193610VN	Carded	10 7/16	265	1 1/16	27	3 5/8	91	19/32	15	24,96	708	6

Heavy-Duty Diagonal Cutters


- Flush ground back for close cutting.
- Adjustable stops prolong cutting edge life.
- Handle coil springs reduce user fatigue.
- Plastic cutting only



Code No.	Packed	Length		A		B		C		Pack Wt.		Shelf Pack
		Inch	mm	Inch	mm	Inch	mm	Inch	mm	lb	g	
M56RPN	Boxed	6	150	27/32	21	23/32	18	13/32	10	0,38	172	1
M57RPN	Boxed	7	175	1 3/32	27	29/32	23	31/64	12	0,56	254	1

Interchangeable Bit Screwdrivers

- 7-in-1-Screwdriver.
- Ergonomic non-slip handle for improved control.
- S2 Steel bits for improved lifetime.
- Consists of:
 Slotted screwdriver 1 x 7 mm and Phillips® PH2 (5/16" shank)
 Slotted screwdriver 1 x 5 mm und Phillips® PH1 (1/4" shank)
 Nutdriver: 6 mm / 1/4", 8 mm / 5/16", 11 mm / 7/16"



Code No.	Shelf Pack
SDMB7CDP	12 pcs. in counter top display

Odd Job Multi Tool 11-in-1

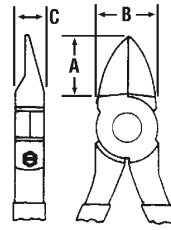
- Nail Puller: Frustration Free way to remove tiny nails and tacks
- Nail Hammer: Hammer with heft-specially weighted for driving small nails and tacks
- Soft Mallet: Specially built for tapping without marring surfaces or breaking dowels
- Retractable Knife: Cuts through-to-open packages and breaks down boxes with ease
- Flexible Shaft: Gets into tight corners where fingers and regular screwdrivers can't
- Reversible Ratcheting Bit Driver: Fully reversible so you can tighten and loosen screw fast
- 6-Bit Storage: 2 slotted, 3 hex and 1 Phillips®



Code No.	Packed	Length		Tool weight		Package Quantity
		Inch	mm	lb	kg	
CMT1000	Blister	11,4 x 6,8 x 1,5	290 x 173 x 38	1,3	0,6	1
CMT1000MP	Display	12,0 x 7,0 x 9,5	305 x 180 x 240	7,8	3,6	6
CMT1000QP	Quarter Palett	12,0 x 7,0 x 42,5	305 x 180 x 1080	31,2	14,4	1

Diagonal Compound Action Pliers

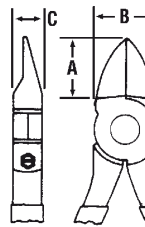
- Compound leverage design that increases cutting power by 50%.
- Chrome Vanadium steel for increased durability.
- Co-molded grips for added comfort and superior control.
- Heat treated joint rivet for smooth and consistent operation.
- Induction hardened edges for long cutting life.
- Self - opening
- Lighter than standard pliers, reduces fatigue.



Code No.	Packed	Length mm	A		B		C		Tool weight		Shelf Pack
			Inch	mm	Inch	mm	Inch	mm	oz	g	
PS5429C	Carded	200	1	25	31/32	24	13/32	10	9	249	3

Long Nose Compound Action Pliers

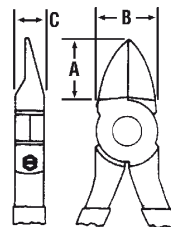
- Compound leverage design that increases cutting power by 50%.
- Chrome Vanadium steel for increased durability.
- Co-molded grips for added comfort and superior control.
- Heat treated joint rivet for smooth and consistent operation.
- Induction hardened edges for long cutting life.
- Self - opening
- Lighter than standard pliers, reduces fatigue.



Code No.	Packed	Length mm	A		B		C		D		E		Tool weight		Shelf Pack
			Inch	mm	Inch	mm	Inch	mm	Inch	mm	Inch	mm	oz	g	
PS6549C	Carded	225	2 1/8	54	1	25	7/16	11	5/8	16	1/8	3,2	10	272	3

Linesman Compound Action Pliers

- Compound leverage design that increases cutting power by 50%.
- Chrome Vanadium steel for increased durability.
- Co-molded grips for added comfort and superior control.
- Heat treated joint rivet for smooth and consistent operation.
- Induction hardened edges for long cutting life.
- Self - opening
- Lighter than standard pliers, reduces fatigue.



Code No.	Packed	Length mm	A		B		C		D		Tool weight		Shelf Pack
			Inch	mm	Inch	mm	Inch	mm	Inch	mm	oz	g	
PS20509C	Carded	210	1 1/8	29	1	25	7/16	11	9/16	14	10	272	3

Locking Pliers

Crescent® locking pliers are manufactured in a high-level procedure, which guarantees an improved durability and a long term performance. The production takes place after the strict ASME Standards B107.24 and B107.36, which cover the applicability, product description, strength and maximum capacity of the jaw openings. Despite the enormous jaw pressure it is possible for the Crescent® Grip pliers to be used in difficult accessible and limited working environments by the means of the special formed jaw. Long nose, curved, and straight jaw pliers feature are just as characteristic for Crescent® locking pliers, as the patented tooth pattern for an optimal grip. Every style has a tough nickel-plated finish for maximum resistance to rust and corrosion.



Code No.	Description	Packed	Max. Jaw opening Inch / mm	Tool weight lb	g	Shelf Pack
C7SV	7" Straight Jaw Locking Pliers	Carded	1 ⁵ / ₈ / 42	0,9	408	3



C10SV	10" Straight Jaw Locking Pliers	Carded	1 ⁷ / ₈ / 48	1,3	590	3
--------------	---------------------------------	--------	------------------------------------	-----	-----	---



C5CV	5" Curved Jaw Locking Pliers with Wire Cutter	Carded	1 ¹ / ₄ / 32	0,4	190	3
-------------	---	--------	------------------------------------	-----	-----	---



C7CV	7" Curved Jaw Locking Pliers with Wire Cutter	Carded	1 ⁵ / ₈ / 42	0,9	385	3
-------------	---	--------	------------------------------------	-----	-----	---



C10CV	10" Curved Jaw Locking Pliers with Wire Cutter	Carded	1 ⁷ / ₈ / 48	1,2	540	3
--------------	--	--------	------------------------------------	-----	-----	---



C6NV	6" Long Nose Locking Pliers with Wire Cutter	Carded	2 ⁷ / ₈ / 73	0,4	204	3
-------------	--	--------	------------------------------------	-----	-----	---



C9NV	9" Long Nose Locking Pliers with Wire Cutter	Carded	2 ⁷ / ₈ / 73	0,9	417	3
-------------	--	--------	------------------------------------	-----	-----	---



C6CCV	6" Locking "C" Clamp with Regular Tips	Carded	2 / 51	0,6	250	3
--------------	--	--------	--------	-----	-----	---



C6CCSV	6" Locking "C" Clamp with Swivel Tips	Carded	2 ¹ / ₈ / 54	0,6	281	3
---------------	---------------------------------------	--------	------------------------------------	-----	-----	---

Locking Pliers

Code No.	Description	Packed	Max. Jaw opening Inch / mm	Tool weight lb	g	Shelf Pack
C11CCV	11" Locking "C" Clamp with Regular Tips	Carded	4 / 102	1,8	789	1
C11CCSV	11" Locking "C" Clamp with Swivel Tips	Carded	3 ⁷ / ₈ / 99	1,9	844	1
C8SMV	8" Locking Sheet Metal Clamp	Carded	1 ³ / ₄ / 45	1,1	503	3
C9W	9" Locking Welder's Clamp	Boxed	2 ¹ / ₈ / 54	1,4	612	1
C20CH	9" Locking Chain Clamp with 18" Chain	Boxed		1,6	735	1
CLP5SET	5-Piece Locking Pliers Set	Carded	1796	3		
	5" Curved Jaw Locking Pliers with Wire Cutter					
	7" Curved Jaw Locking Pliers with Wire Cutter					
	10" Curved Jaw Locking Pliers with Wire Cutter					
	6" Long Nose Locking Pliers with Wire Cutter					
	9" Long Nose Locking Pliers with Wire Cutter					
CLP2SET	2-Piece Locking Pliers Set	Carded	939	3		
	7" Curved Jaw Locking Pliers with Wire Cutter					
	10" Curved Jaw Locking Pliers with Wire Cutter					
CLP3SETC	3-Piece Cushion Grip Locking Pliers Set	Carded	1202	3		
	5" Cushion Grip Curved Jaw Locking Pliers with Wire Cutter					
	7" Cushion Grip Curved Jaw Locking Pliers with Wire Cutter					
	10" Cushion Grip Curved Jaw Locking Pliers with Wire Cutter					



Multi Tool 14-in-1



- Stainless steel Multi Tool with pouch.
- Compact design, closed only 10 cm length.
- All blades can be used in closed condition.
- Ergonomic, solid, red - anodized handles.
- Coloured display, containing 12 pcs.
- 14 tools in 1

- Regular pliers
- Needle nose pliers
- Wire cutter
- Large slotted screwdriver
- Medium slotted screwdriver
- Small slotted screwdriver
- Phillips® screwdriver PH1
- Single cut file
- Double cut file
- Bottle opener
- Can opener
- Saw
- Knife
- Serrated knife

Code No.	Description	Colour	Tool weight		Shelf Pack
			lb	g	
CMTB14EU	Multi Tool 14 in 1	Black	0,5	241	12

1/4" Tool Set with 42 Tools

- 1/4" Ratchet screwdriver bit and socket set with 42 tools for daily use.
- Ratchet screwdriver with telescopic shaft (max.130mm), magnetic bit holder and co-molded handle for maximum comfort and ergonomic working.
- Socket Chrome-Vanadium with "SuperLock" design.
- All components are fixed in a handy plastic case.



Code No.	Description	Tool weight		Shelf Pack
		lb	Kg	
CTK42EU	Ratchet Screwdriver, Bit + Socket Set, 1/4", 42 pc	2,1	0,9	6

Content:

1	Quick changeable, ratchet screwdriver with telescopic shaft
1	Flexible extension bar, 1/4" x 150 mm - CrV
9	Sockets 1/4": 5, 6, 7, 8, 9, 10, 11, 12, 13 mm
1	Socket adapter 1/4" x 25 mm
30	Bits 1/4" x 25 mm
8	Torx®: T9, T10, T15, T20, T25, T27, T30, T40
6	Phillips®: PH1(2), PH2(2), PH3(2)
6	Pozidriv: PZ1(2), PZ2(2), PZ3(2)
4	Slotted: 3, 4, 5, 6 mm
6	Hex: 2, 2.5, 3, 4, 5, 6 mm

1/4" Tool Set with 47 Tools

- 1/4" Bit and socket set with reversible, ratchet handle with flexible head, 47 tools.
- Socket Chrome-Vanadium with "SuperLock" design.
- For many applications
- All components are fixed in a handy plastic case.



Code No.	Description	Tool weight		Shelf Pack
		lb	Kg	
CTK47EU	Bit + Socket Set with Ratchet handle, 1/4", 47 pc	2,1	0,9	6

Content:

1	Reversible, ratchet handle with flexible head 1/4", 72-teeth
1	Sliding T-Bar 1/4", length 115 mm
1	Extension bar 1/4", length 50 mm
1	Universal joint 1/4"
1	Bit adapter 1/4" x 25 mm
12	Sockets 1/4": 4, 4.5, 5, 5.5, 6, 7, 8, 9, 10, 11, 12, 13 mm
30	Bits 1/4" x 25 mm
8	Torx®: T9, T10, T15, T20, T25, T27, T30, T40
6	Phillips®: PH1(2), PH2(2), PH3(2)
6	Pozidriv: PZ1(2), PZ2(2), PZ3(2)
4	Slotted: 3, 4, 5, 6 mm
6	Hex: 2, 2.5, 3, 4, 5, 6 mm

1/2" Tool Set with 25 Tools

- The Set includes 25 pieces in high-quality Chrome-Vanadium and SuperLock.
- All pieces are fixed in a handy plastic case with carrying handle.
- Sockets, matte, in Chrome-Vanadium and SuperLock-Quality.



Code No.	Description	Tool weight		Shelf Pack
		lb	Kg	
CTK25NEU	1/2" Tool Set, 25 Pieces	8,7	3,9	5

Content:

1	1/2" Quick Release Ratcheting Drive, 72-teeth, with ergonomic cushion grip, CrV
2	1/2" Extension 125 mm and 250 mm, CrV
1	1/2" Universal Joint, CrV
2	1/2" Spark Plug Sockets: 16 mm und 21 mm with rubber lining, CrV
18	1/2" SuperLock Sockets: 10, 11, 12, 13, 14, 15, 16, 17, 18, 19, 20, 21, 22, 23, 24, 27, 30, 32 mm, CrV
1	1/2" Sliding T-Handle, CrV

1/4" Tool Set with 45 Tools

**NEW
PRODUCT**



- The Set includes 45 pieces in high-quality Chrome-Vanadium and SuperLock (except bits and Hex Keys). All pieces are fixed in a handy plastic case.
- Sockets, made, in Chrome-Vanadium and SuperLock-Quality.



Code No.	Description	Tool weight		Shelf Pack
		lb	Kg	
CTK45NEU	1/4" Tool Set, 45 Pieces	2,9	1,3	5

Contents:

1	1/4" Quick Release Ratcheting Drive, 72-teeth, with ergonomic cushion grip, CrV
2	1/4" Extension 50 mm und 100 mm, CrV
1	1/4" Universal Joint, CrV
1	1/4" Flexible Extension Shaft 150 mm, CrV
13	1/4" SuperLock Sockets: 4 / 4,5 / 5 / 5,5 / 6 / 7 / 8 / 9 / 10 / 11 / 12 / 13 / 14 mm, CrV
2	1/4" Phillips® Bit Sockets: No. 1 & No. 2
2	1/4" Pozidriv® Bit Sockets: No. 1 & No. 2
3	1/4" Slotted Bit Sockets: 4, 5, 7 mm
4	1/4" Hex Bits Sockets: 3, 4, 5, 6 mm
6	1/4" Torx® Bit Sockets: T8, T10, T15, T20, T25, T30
8	Hex Key: 1,5 / 2 / 2,5 / 3 / 4 / 5 / 5,5 / 6 mm with Holder
1	1/4" Spinner Handle
1	1/4" Sliding T-Handle

Tool Box with 61 Tools

- Professional Tool Box with 61 tools.
- For mechanical works – for home an professional applications
- All components are fixed in a robust, red metal box with carrying handle.



Code No.	Description	Tool weight		Shelf Pack
		lb	Kg	
CTB61EU	Metal Tool Box, 61 pieces	29,0	13,0	1

Content:

1	Ratchet Handle, 1/2" Drive, 72-teeth, co-molded Grip, CrV
19	Sockets, 1/2" Drive, 6-pt Flank Drive: 8, 9, 10, 11, 12, 13, 14, 15, 16, 17, 18, 19, 21, 22, 24, 26, 27, 30, 32 mm, CrV
3	Extension Bars, 1/2" Drive: 75, 125, 250 mm, CrV
1	Sliding T-Bar, 1/2" Drive, 250 mm, CrV
17	Combination Wrenches: 6, 7, 8, 9, 10, 11, 12, 13, 14, 15, 16, 17, 18,19, 20, 21, 22 mm, CrV
10	Screwdrivers, Co-molded Handle, CrV: Slotted 3x100, 4x125, 6x38, 6x150, 6x200, 8x175 mm Phillips®: PH1x80, PH2x38, PH2x100, PH3x150 mm
8	Hex Keys: 1.5 / 2 / 2.5 / 3 / 4 / 5 / 5.5 / 6 mm with Holder
1	Tongue & Groove Pliers, Curved Jaws, 250 mm, CrV
1	Locking Pliers, Curved Jaws, 250 mm, Cr-Mo

Tool Set with 95 Tools

**NEW
PRODUCT**



- Professional Home Owner Set with 95 tools.
- Especially designed for home and professional applications.
- All components are fixed in a handy plastic case with carrying handle.



Code No.	Description	Tool weight		Shelf Pack
		lb	Kg	
CTK95NEU	Tool Set, 95 Pieces	18,3	5,6	3

Content:

1	Wiss® folding knife WKFQ4R with one standard blade
10	Blades standard for Wiss® WKFQ4R in dispenser
1	Lufkin® measuring tape L505CM 5 m, 19 mm wide
9	Combination wrench 6, 8, 9, 10, 11, 12, 13, 14, 15 mm, CrV
1	Magnetic bit driver for 1/4" Bits, with forward / reverse and lock function
1	Magnetic bit holder, 1/4"
40	Driver bits with Bit Holder, 25 mm long, 1/4"
2	Screwdriver Phillips®, PH1 x 100 mm and PH2 x 150 mm, 2-Component Handle
2	Screwdriver Pozidriv, PZ1 x 80 mm and PZ2 x 100 mm, 2-Component Handle
2	Screwdriver slotted, 4 x 100 mm and 8 x 150 mm, 2-Component Handle
1	Screwdriver Precision slotted, 2,0 mm, blade length 75 mm, 2-Component Handle
1	Screwdriver Precision slotted, 4,0 mm, blade length 75 mm, 2-Component Handle
1	Screwdriver Precision Phillips®, PH00, blade length 75 mm, 2-Component Handle
1	Screwdriver Precision Phillips®, PH0, blade length 75 mm, 2-Component Handle
1	Circuit tester 110-250V, TÜV/GS approved
8	Hex keys with Ball End and holder - 1,5, 2, 2,5, 3, 4, 5, 5,5, 6 mm
1	Carpenter's try and mitre square, Aluminium, 300 mm
1	Tongue & groove plier, 250 mm, 2-Component Handle, CrV
1	Combination plier, 180 mm, 2-Component Handle, CrV
1	Long nose plier, 160 mm, 2-Component Handle, CrV
1	Diagonal cutting plier, 150 mm, 2-Component Handle, CrV
1	Lufkin® SPIRIT LEVEL with 2 Vials, Aluminium, 400 x 50 mm
1	Hammer 300 gr., TÜV/GS approved
1	Mini hacksaw with blade 150 mm
5	Replacement blades for mini hacksaw, 24 teeth per inch

1/4" + 1/2" Tool Set with 110 Tools

- The Set includes 110 pieces in high-quality Chrome-Vanadium (except pliers). All pieces are fixed in a handy plastic case.
- Sockets matte chromed
- Pliers Chrome-Vanadium, mirror finish, with co-molded handles.



Code No.	Description	Tool weight		Shelf Pack
		lb	Kg	
CTK110NEU	1/4" + 1/2" Tool Set, 110 Pieces	18,5	8,3	3

Content:

1	1/2" Quick Release Ratcheting Drive, 72-teeth, with cushion grip, CrV
1	1/2" Extension 125 mm, CrV
1	1/2" Universal Joint, CrV
15	1/2" Sockets 10, 11, 12, 13, 14, 15, 17, 18, 19, 20, 21, 22, 23, 24, 27 mm, CrV, 6-pt
1	1/2" Sliding T-Handle / Extension 250 mm, CrV
1	1/2" Spark Plug Socket 16 mm, CrV
1	1/2" Spark Plug Socket 21 mm, CrV
1	1/4" Quick Release Ratcheting Drive, 72-teeth, with cushion grip, CrV
2	1/4" Extension 50 mm and 100 mm, CrV
1	1/4" Universal Joint, CrV
1	1/4" Flexible Extension 150 mm, CrV
11	1/4" Sockets 4, 5, 6, 7, 8, 9, 10, 11, 12, 13, 14 mm, CrV, 6-pt
11	Combination Wrenches 8, 9, 10, 11, 12, 13, 14, 15, 17, 18, 19 mm, CrV
2	Screwdriver, Slotted 6,5 x 100 mm and 5,5 x 75 mm
2	Screwdriver, Phillips® No. 1 x 75 mm and No. 2 x 100 mm
1	Magnetic Bit Driver, 125 mm, CrV, with left-/right-Drive
40	Screwdriver Bits 1/4", 25 mm long
4	Bit Holders
8	Hex Keys 1,5 / 2 / 2,5 / 3 / 4 / 5 / 5,5 / 6 mm
1	Hex Key Holder
1	Long Nose Plier w/Spring 8" / 200 mm, CrV, with co-molded handles
1	Diagonal Cutting Plier w/Spring 6" / 150 mm, CrV, with co-molded handles
1	Tongue & Groove Plier 10" / 250 mm, CrV, with co-molded handles
1	Case with blister inlay and 4c coloured display box

1/4" Bit Set, 64 PC

- 1/4" Bit Set with quick release holder, 64 pieces and •
- Large assortment for private, industrial and handcraft applications.
- All components are fixed in a handy plastic case.



Code No.	Description	Tool weight		Shelf Pack
		lb	Kg	
CBK64EU	Bit Kit 1/4", 64 pc	1,2	0,6	6

Content:

1	Quick release bit holder, CrV, coloured anodized
1	Socket adapter 1/4" x 25 mm
62	Bits 1/4" x 25 mm
8	Torx®: T8, T10, T15, T20, T25, T27, T30, T40
8	Tampered Torx® : TT8, TT10, TT15, T20, TT25, TT27, TT30, TT40
4	Phillips®: PH1, PH2, PH3, PH4
4	Pozidriv: PZ1, PZ2, PZ3, PZ4
8	Slotted: 3 / 4 / 4.5 / 5 / 5.5 / 6 / 6.5 / 8 mm
7	Hex: 2.5, 3, 4, 5, 6, 7, 8 mm
12	Tampered Hex: 2, 2.5, 3, 4, 5, 6, mm / 5/64", 3/32", 7/64", 1/8", 9/64", 5/32"
4	Triwing: TW1, TW2, TW3, TW4
4	Spanner: 4, 6, 8, 10
3	Torq-Set: 6, 8, 10



Tapes and Measuring Wheels

Lufkin®

Lufkin® Table of Contents

Contents	Page No.
EC-Standardization	65
Power Tapes	66–69
Pocket Tapes	70–71
Long Tapes	72–74
Fiberglass Tapes	75
Measuring wheels	76–77
Lufkin® Numerical Index	205

EC-Standardization

Each Lufkin measure tape (steel) corresponds to the Class II of the European Weights and Measure Regulations (except CME tapes and HY-series). Tolerance of dimensional accuracy in mm ± is for the whole tape length.

Class	1 m	2 m	3 m	5 m	10 m	15 m	20 m	30 m	50 m
I	0,2	0,3	0,4	0,6	1,1	1,6	2,1	3,1	5,1
II	0,5	0,7	0,9	1,3	2,3	3,3	4,3	6,3	10,3
III	1,0	1,4	1,8	2,6	4,6	6,6	8,6	12,6	20,6

The tolerance has been determined at a temperature of 20°C and a power of 50 Newton.

The tolerances of measure tapes of Class I and Class II are determined by the following formula.

$$(a + b \times L)$$

L = nominal length in
meter

	a	b
Class I:	0,1	0,1
Class II:	0,3	0,2

Example:

3 m tapes / EC-Class II: $(0,3 + 0,2 \times 3) = \pm 0,9$ mm difference

Series P1000



- Bright Hi-Viz® orange case - Easy to find on the Job
- Rubber cushion case exterior protects tape from Impact and improves grip
- Fits easily into most tape holsters
- Bright yellow blade has clear easy-to Read numerals
- Toggle lock is positioned for convenient operation
- Holds the blade securely in any position
- Cushioned blade return

Type / Code No.	Packed	Blade Size		Weight g	Shelf Pack
		Width	Length		
PHV1035CM	Carded	19 mm	5 m	280	6
PHV1035CME	Carded	19 mm/ ³ / ₄ "	5 m/16'	280	6
PHV1410CME	Carded	25 mm/1"	10 m/33'	600	6
PHV1048CME	Carded	25 mm/1"	8 m/26'	480	6

Series 2000



- Ergonomic design, rounded case to feel as if it was part of the hand.
- High strength case with removable belt clip.
- Blade lock placed on top where the thumb expects it to be.
- Lock holds blade securely at any length.
- Unbreakable end hook and bright, clean graphics.
- Built-in shock absorber cushions blade return.

Type	Code No.	Packed	Blade Size		Weight g	Shelf Pack	Replacement Blade Type	Code No.	Shelf Pack
			Width	Length					
2003	T0069200304	Carded	16 mm	3 m	135	6	R2003	T0069221704	6
2003	T0069810113	Carded	16 mm/ ⁵ / ₈ "	3 m/10'	135	6	-	-	-
2105	T0069210504	Carded	16 mm	5 m	191	6	R2105	T0069221707	6
2205	T0069220504	Carded	19 mm	5 m	230	6	RY35CM	T0063803504	6
2005	T0069810114	Carded	19 mm/ ³ / ₄ "	5 m/16'	240	6	RY35CME	T0063803511	6
2208	T0069220804	Carded	25 mm	8 m	439	6	RY48CM	T0063804804	6
2008	T0069232611	Carded	25 mm/1"	8 m/26'	460	6	-	-	-

Ultralok

- Chrome-plated lightweight high strength case.
- Blade lock holds blade at any length.
- Powered blade return
- Built-in shock absorber cushions blade return.
- Removable belt clip



Type	Code No.	Packed	Blade Size		Weight g	Shelf Pack	Replacement Blade Type	Code No.	Shelf Pack
			Width	Length					
Y23CM	T0060402304	Carded	13 mm	3 m	110	6	RY23CM	T0063802304	6
Y23CME	T0060402311	Carded	13 mm/1/2"	3 m/10'	110	6	RY23CME	T0063802311	6
Y25CM	T0060402504	Carded	13 mm	5 m	160	6	RY25CM	T0063802504	6
Y25CME	T0060402511	Carded	13 mm/1/2"	5 m/16'	160	6	-	-	-
Y35CM	T0060403504	Carded	19 mm	5 m	205	6	RY35CM	T0063803504	6
Y35CME	T0060403511	Carded	19 mm/3/4"	5 m/16'	205	6	RY35CME	T0063803511	6
Y38CM	T0060403804	Carded	19 mm	8 m	335	6	RY38CM	T0063803804	6
Y38CME	T0060403811	Carded	19 mm/3/4"	8 m/26'	335	6	RY38CME	T0063803811	6

Unilok

- Black high strength case
- Blade lock holds blade at any length.
- Powered blade return
- Built-in shock absorber cushions blade return.
- Removable belt clip



Type	Code No.	Packed	Blade Size		Weight g	Shelf Pack	Replacement Blade Type	Code No.	Shelf Pack
			Width	Length					
YU823CM	T0061082304	Carded	13 mm	3 m	110	6	RY23CM	T0063802304	6
YU823CME	T0061082311	Carded	13 mm/1/2"	3 m/10'	110	6	RY23CME	T0063802311	6
YU835CM	T0061083504	Carded	19 mm	5 m	202	6	RY35CM	T0063803504	6
YU835CME	T0061083511	Carded	19 mm/3/4"	5 m/16'	202	6	RY35CME	T0063803511	6
YU838CM	T0061083804	Carded	19 mm	8 m	323	6	RY38CM	T0063803804	6
YU838CME	T0061283811	Carded	19 mm/3/4"	8 m/26'	323	6	RY38CME	T0063803811	6

Series 600



- Good value at a low price.
- Durable ABS case, contour shape fits comfortably in hand.
- Hi-Viz® colour makes it easy to find.
- Unique slide lock for easy control.
- Triple-riveted (5 m and 8 m) respectively double-riveted (3 m)
- Reinforced end-hook
- Belt clip

Type / Code No.	Packed	Blade Size		Weight g	Shelf Pack
		Width	Length		
L503CM	Carded	13 mm	3 m	107	6
L610CME	Carded	13 mm/1/2"	3 m/10'	107	6
L505CM	Carded	19 mm	5 m	209	6
L616CME	Carded	19 mm/3/4"	5 m/16'	209	6
L508CM	Carded	25 mm	8 m	403	6
L625CME	Carded	25 mm/1"	8 m/26'	403	6

Series 700 – Magnetic End Hook



- Series 700 metric
 - Unique slide lock for easy control.
 - Rubber coated TPR – (Thermo Plastic Rubber) case for more comfort.
 - Hi-Viz® colour makes it easy to find.
 - Belt clip
 - L748MAG with magnetic end hook.
- A time saver for framers, HV/AC installers and more

Type / Code No.	Packed	Blade Size		Weight g	Shelf Pack	Replacement Blade		Shelf Pack
		Width	Length			Type	Code No.	
L748MAG	Carded	25 mm/1"	8 m/26'	360	8	–	–	–

Series 800 – Control

- Drag Strip finger access for measuring and retraction control
- Wide end-hook holds better and makes marking easier
- New blade design achieves 10 ft Stand-out, make longer measurements
- Clearcoat blade protection - more durable markings
- Durable case allows for added control and grip
- Integrated D-ring for tether strap or easy handling storage
- Easy On/Off belt clip for fast attachment to belt



Type / Code No.	Packed	Blade Size		Weight g	Shelf Pack
		Width	Length		
CS8525CME	Carded	30mm / 3/16"	8m / 26'	600	6

Focus

- Ergonomic high strength case, Hi-Viz® colour orange.
- New type of scale marking can be read from both the left and the right.
- Blade lock holds blade at any length.
- Powered blade return
- Built-in shock absorber cushions blade return.
- New developed "Quad" hook (on 25 mm / 1" tape only) ensures long life.
- Removable belt clip



Type	Code No.	Packed	Blade Size		Weight g	Shelf Pack	Replacement Blade Type	Replacement Blade Code No.	Shelf Pack
			Width	Length					
W35CM	T0069103504	Carded	19 mm	5 m	240	6	-	-	-
W48CM	T0069104804	Carded	25 mm	8 m	420	6	-	-	-

Universal



- Small and compact
- Blade lock holds blade at any length
- Powered blade return
- High strength case
- With removable belt clip

Type	Code No.	Packed	Blade Size		Weight g	Shelf Pack	Replacement Blade Type	Code No.	Shelf Pack
			Width	Length					
Y822CM	T0061182204	Carded	13 mm	2 m	66	6	RY22CM	T0063802204	6
Y822CME	T0061182211	Carded	13 mm/1/2"	2 m/6'	66	6	-	-	-
Y823CM	T0061182304	Carded	13 m	3 m	92	6	RY23CM	T0063802304	6
Y823CME	T0061182311	Carded	13 mm/1/2"	3 m/10'	92	6	RY23CME	T0063802311	6

Mezurall in Metal Case



- Attractive, rugged zinc alloy case
- Ideal for industrial use
- Power retraction operation

Type	Code No.	Packed	Blade Size		Weight g	Shelf Pack	Replacement Blade Type	Code No.	Shelf Pack
			Width	Length					
Y422CM	T0060842204	Carded	13 mm	2 m	120	6	RY22CM	T0063802204	6
Y422CME	T0060842211	Carded	13 mm/1/2"	2 m/6'	120	6	-	-	-
Y423CM	T0060842304	Carded	13 mm	3 m	140	6	RY23CM	T0063802304	6
Y423CME	T0060842311	Carded	13 mm/1/2"	3 m/10'	140	6	-	-	-

Mezurall in Chrome Plated Plastic Case

- Chrome-plated high strength plastic case
- Power retraction operation
- Belt clip



Type	Code No.	Packed	Blade Size		Weight g	Shelf Pack	Replacement Blade Type	Code No.	Shelf Pack
			Width	Length					
W9312D	W9312D	Carded	3/4"	12' Engineer's	167	6	-	-	-

Pee Wee

- Pocket size ideal for office and home
- High strength case in black
- Power retraction operation
- Blade is not replaceable



Type	Code No.	Packed	Blade Size		Weight g	Shelf Pack	Replacement Blade Type	Code No.	Shelf Pack
			Width	Length					
Y612CM	T0061561254	Boxed	6 mm	2 m	30	25*	-	-	-
Y613CM	T0061561354	Boxed	6 mm	3 m	40	25*	-	-	-

*Shelf pack was changed from 50 to 25 under same Code No., shelf pack of 50 will be sold while quantity lasts.

Executive® Diameter

- Designed for measuring diameters of pipe, cable, tire or any circular object.
- Polished chrome case
- Zero falls in the same place on each side of the blade.
- Model W606PD shows diameter inches to 100ths, W606PM to millimetres.
- Yellow clad tape
- Easy-to-read bold graduations on yellow background.
- Spring action returns blade to case.



Type / Code No.	Packed	Blade Size		Weight g	Shelf Pack
		Width	Length		
W606PD	Boxed	1/4"	6'	38	6
W606PM	Boxed	6 mm	2 m	38	6

Banner



- Traditional design
- Professional tradesmans' quality
- Rugged, vinyl-covered steel case
- Large easy action winding drum and friction washers.
- Nylon rollers guide the tape smoothly in and out of case.
- "YB" prefix denotes product blade is fitted with a ring, zero point 10 cm behind ring.
- "HY" prefix denotes product blade is fitted with a hook ring, zero point at inner side of hook ring.

Type	Code No.	Packed	Blade Size		Weight g	Shelf Pack	Replacement Blade Type	Code No.	Shelf Pack
			Width	Length					
YB210CM	T0061821004	Carded	10 mm	10 m	357	1	RYB210CM	T0064021004	1
YB220CM	T0061822004	Carded	10 mm	20 m	602	1	RYB220CM	T0064022004	1
YB230CM	T0061823004	Carded	10 mm	30 m	762	1	-	-	-
YB250CM	T0061825004	Carded	10 mm	50 m	1136	1	-	-	-

Special



- High-impact ABS case with non-slip grip
- Smooth wind-in mechanism
- Pocket shaped
- Ergonomical design
- Built-in bumper for smooth blade return
- With hook and ring, zero point at inner side of hook

Type / Code No.	Packed	Blade Size		Weight	Shelf Pack	Replacement Blade Type / Code No.
		Width	Length g			
LS10CM	Carded	10 mm	10 m	250	6	RF10CM
LS20CM	Carded	10 mm	20 m	370	6	RF20CM
LS30CM	Carded	10 mm	30 m	518	6	RF30CM
LS10CME	Carded	10 mm / 3/8"	10 m / 33'	250	6	RF10CME
LS20CME	Carded	10 mm / 3/8"	20 m / 66'	370	6	RF20CME
LS30CME	Carded	10 mm / 3/8"	30 m / 100'	518	6	RF30CME

Speedwinder Tapes

- 3:1 Gear ratio for fast blade retrieval.
- Precise, easy to read black and red blade markings.
- High-impact ABS case with non-slip grip.



Type / Code No.	Packed	Blade Size		Weight g	Shelf Pack	Replacement Blade Type / Code No.
		Width	Length			
SW20CM	Carded	10 mm	20 m	422	6	RSW20CM
SW30CM	Carded	10 mm	30 m	530	6	RSW30CM
SW20CME	Carded	10 mm / 3/8"	20 m / 66'	422	6	RSW20CME
SW30CME	Carded	10 mm / 3/8"	30 m / 100'	530	6	RSW30CME

Speedwinder Hi-Viz

- Impact-resistant, attractive, self-standing case
- Heavy duty yellow clad blade protected by an abrasion resistant coating
- Extends, rewinds in less time than conventional long steel tapes
- Easy-to-read bold black markings



Type / Code No.	Packed	Blade Size		Weight g	Shelf Pack
		Width	Length		
HYT100D	Boxed	3/8"	100'	680	6

Frame Tapes



- Unique pistol grip design
- Smooth wind-in mechanism
- Compact design fits into a tool chest.
- Steel blade will not stretch.

Type / Code No.	Packed	Blade Size		Weight g	Shelf Pack	Replacement Blade Type / Code No.
		Width	Length			
FT30CM	Carded	13 mm	30 m	648	6	RFT30CM
FT50CM	Carded	13 mm	50 m	850	6	RFT50CM
FT30CME	Carded	13 mm/ 1/2"	30 m/100'	648	6	RFT30CME
FT50CME	Carded	13 mm/ 1/2"	50 m/150'	850	6	RFT50CME

Hi-Viz® Linear Reel

- Lightweight open reel is easy to handle and rewind.
- Line does not collect dirt in case.
- Hi-Viz® orange case
- 2-Sided tape, Metric/English (Feet)



Type / Code No.	Packed	Blade Size		Weight g	Shelf Pack
		Width	Length		
FM030CME	Carded	13 mm / 1/2"	30 m / 100'	540	1
FM050CME	Carded	13 mm / 1/2"	50 m / 164'	790	1

Hi-Viz® Linear Reel

- Sturdy open case
- Long handle for fast and effortless rewinding.
- Hi-Viz® orange case
- 2-Sided tape, Metric/English (Feet)



Type / Code No.	Packed	Blade Size		Weight g	Shelf Pack
		Width	Length		
FM100CME	Carded	13 mm / 1/2"	100 m / 328'	1520	1

Pro Series Fiberglass Tapes

- Interchangeable end hooks for user convenience
- Ring end hook snaps onto stake for 1-person measurements
- Standard folding end hook for general measuring needs
- Appraiser's hook attaches to oversized objects such as downspouts
- 3-to-1 rewind for fast blade retraction
- 3/4" blade is more durable; large numbers are easy to read
- 2-sided blade, feet & inches on top, feet to 10ths and 100ths on bottom
- 62 fiberglass strands and double-pvc coating for durability and strength
- Cushion grips on handle and frame arms for comfort



Type / Code No.	Packed	Blade Size		Weight g	Shelf Pack
		Width	Length		
PSFE100	Carded	3/4"	100'	1150	2
PSFE200	Carded	3/4"	200'	1700	2
PSFE300	Carded	3/4"	300'	2150	2
PSFM060CME	Carded	19mm / 3/4"	60m/200'	1700	2

Measuring Wheels



- Measuring wheel, dual foldable, up to 9999,9 mm
- Wheel diameter 160 mm, calibrated to counter
- Wheel brake and counter reset in handle
- Compact, foldable design
- Rubber molded handle
- Carry bag included
- cm and Meters

Code No.	Description	Packed	Tool weight g	Shelf Pack
MW16MEU	Measuring Wheel, ø 160 mm / 6 1/8"	Boxed	1100	1

Measuring Wheels

- Measuring wheel, foldable, up to 9999,9 m
- Wheel diameter 318 mm, calibrated to counter
- Wheel brake and counter reset in handle
- Built-in kickstand
- Size folded 650 mm, extended 1059 mm
- Rubber molded handle
- Feet and inches



Code No.	Description	Packed	Tool weight g	Shelf Pack
PSMW38	Measuring Wheel, ø 318 mm / 12 1/2"	Carded	1600	2

Measuring Wheels

- Reset trigger in handle and counter
- Braking trigger in handle
- Patented hinge mechanism handle for storage, folded size 530 mm
- Full-cushion tire for improved traction
- 5 digit counter measures 10.000 m without resetting, 10 cm steps
- Built in kickstand wheel
- Large 305 mm wheel diameter provides more accurate measurements particularly on uneven terrain
- Comfortable handling, total length: 980 mm
- cm and Meters



Code No.	Description	Packed	Tool weight g	Shelf Pack
MW30MEU	Measuring Wheel 305mm/12"	Boxed	1720	4

Notes

A large grid of graph paper for taking notes, consisting of 20 columns and 30 rows of small squares.



**Files, Saws, and
Multi-Purpose Tools**

 **Nicholson™**

Nicholson™ Table of Contents

Contents	Page No.
File Terminology	81
Handled Files	82–83
American Pattern Files	84–96
American Pattern Rasps	97–100
X.F.® Files – Swiss Pattern Files	100–103
Curved Tooth Files	104–105
Miscellaneous Tools	106–107
File Sets	107–108
Multi Purpose Tools	109–111
Hand Hacksaw Frames	112–114
Saw Blades	115
Nicholson™ Numerical Index	206–207

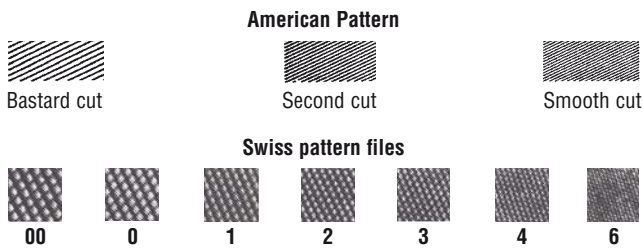
Safety Precautions



Always wear safety glasses.
Warn workers nearby to stay clear before you make each cut.

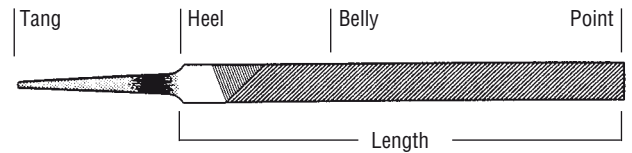
File Terminology

Coarseness




- Work to be accomplished, roughing or finishing, will determine type of teeth and coarseness for each application.
- Most American pattern files are available with 3 grades of cut: bastard-cut, second-cut and smooth-cut.
- Swiss pattern files are available in seven cuts: No. 00, 0, 1, 2, 3, 4, and 6
- The degree of coarseness is greater in longer files, but differences between bastard, second and smooth are proportionate.

Length



- Length is measured exclusive of tang, from point to heel, unless specified otherwise.
- Desired stroke length, type of material and size will determine length required.

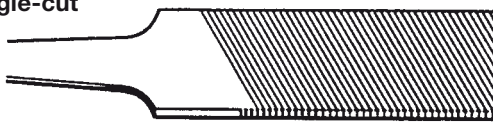
Shape



- Area to be filed will determine specific cross-section (round, square, flat, etc.) to be used.

Kinds of Teeth

Single-cut



- Single set of parallel, diagonal rows of teeth.
- Single-cut files are often used with light pressure to produce a smooth surface finish or to put a keen edge on knives, shears or saws.

Rasp-cut



- Series of individual teeth which are formed by a single-pointed tool.
- Produces a rough cut that is used primarily on wood, hooves, aluminum and lead.

Double-cut



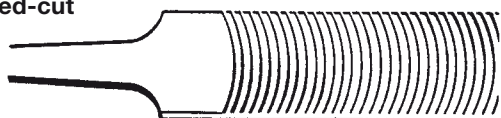
- 2 sets of diagonal rows of teeth.
- Second set of teeth cut in opposite diagonal direction and on top of the first set.
- First set of teeth is known as the overcut, second is known as upcut.
- Upcut is finer than overcut.
- Double-cut file is used with heavier pressure than the single-cut and removes material faster from the workpiece.

Magicut®



- Single cut teeth divided by angular serrations into shorter cutting edges, which free themselves readily from chips and perform roughing and smoothing at the same time.

Curved-cut



- Teeth arranged in curved contours across the file face.
- Curved-cut file is normally used in automotive body shops for smoothing body panels.

Files with Ergonomic Handles




- Rubber coating and rounded shape eliminates pressure points.
- Flared neck, raised ribs, and wide middle section keep your hand from slipping and provides maximum comfort and control.
- Rear taper allows your hand to lock securely around the handle, increasing push force.
- Hang-up hole for easy storage.

Length		Cut	Packed	Code No.	Weight g	Shelf Pack
Inch	mm					
HAND						
6	150	Bastard	Carded	T0016100601	104	6
6	150	2nd cut	Carded	T0016100602	104	6
6	150	Smooth	Carded	T0016100603	110	6
8	200	Bastard	Carded	T0016100801	140	6
8	200	2nd cut	Carded	T0016100802	140	6
8	200	Smooth	Carded	T0016100803	215	6
10	250	Bastard	Carded	T0016101001	350	6
10	250	2nd cut	Carded	T0016101002	350	6
10	250	Smooth	Carded	T0016101003	350	6
12	300	Bastard	Carded	T0016101201	520	6
12	300	2nd cut	Carded	T0016101202	530	6
12	300	Smooth	Carded	T0016101203	520	6
HAND MAGICUT						
8	200	Magicut	Carded	T0016110800	196	6
10	250	Magicut	Carded	T0016111000	344	6
HALFROUND						
6	150	Bastard	Carded	T0016300601	92	6
6	150	2nd cut	Carded	T0016300602	99	6
6	150	Smooth	Carded	T0016300603	98	6
8	200	Bastard	Carded	T0016300801	176	6
8	200	2nd cut	Carded	T0016300802	174	6
8	200	Smooth	Carded	T0016300803	169	6
10	250	Bastard	Carded	T0016301001	310	6
10	250	2nd cut	Carded	T0016301002	296	6
10	250	Smooth	Carded	T0016301003	318	6
12	300	Bastard	Carded	T0016301201	487	6
12	300	2nd cut	Carded	T0016301202	506	6
12	300	Smooth	Carded	T0016301203	505	6
ROUND						
6	150	Bastard	Carded	T0016500601	68	6
6	150	2nd cut	Carded	T0016500602	68	6
6	150	Smooth	Carded	T0016500603	94	6
8	200	Bastard	Carded	T0016500801	102	6
8	200	2nd cut	Carded	T0016500802	102	6
8	200	Smooth	Carded	T0016500803	101	6
10	250	Bastard	Carded	T0016501001	180	6
10	250	2nd cut	Carded	T0016501002	180	6
10	250	Smooth	Carded	T0016501003	198	6
12	300	Bastard	Carded	T0016501201	338	6
12	300	Smooth	Carded	T0016501203	335	6

Files with Ergonomic Handles

Length		Cut	Packed	Code No.	Weight g	Shelf Pack
Inch	mm					
SQUARE						
6	150	Bastard	Carded	T0016400601	75	6
6	150	2nd cut	Carded	T0016400602	81	6
8	200	Bastard	Carded	T0016400801	112	6
8	200	2nd cut	Carded	T0016400802	120	6
8	200	Smooth	Carded	T0016400803	126	6
10	250	Bastard	Carded	T0016401001	230	6
10	250	2nd cut	Carded	T0016401002	218	6
10	250	Smooth	Carded	T0016401003	199	6
THREESQUARE						
6	150	Bastard	Carded	T0016600601	117	6
6	150	2nd cut	Carded	T0016600602	119	6
6	150	Smooth	Carded	T0016600603	125	6
8	200	Bastard	Carded	T0016600801	190	6
8	200	2nd cut	Carded	T0016600802	217	6
10	250	2nd cut	Carded	T0016601002	350	6
WARDING						
6	150	Bastard	Carded	T0016900601	80	6
6	150	2nd cut	Carded	T0016900602	65	6
MILL BLUNT 1 RE (1 Round Edge)						
6	150	2nd cut	Carded	T0015170602	82	6
8	200	2nd cut	Carded	T0015170802	144	6
10	250	2nd cut	Carded	T0015171002	290	6
12	300	2nd cut	Carded	T0015171202	434	6
MILL BLUNT 2 RE (2 Round Edges)						
8	200	2nd cut	Carded	T0015180802	144	6
SLIM TAPER						
6	150	Single cut	Carded	T0015090600	104	6
REGULAR TAPER						
6	150	Single cut	Carded	T0015000600	123	6
HANDY FILE						
8	200	Single and double cut	Carded	T0017310800	226	6
WOODCRAFT RASP						
8	200	Rasp and file cut	Carded	T0017000800	258	6
WOOD RASP HALFROUND						
8	200	Bastard	Carded	T0017140801	172	6
WOOD RASP ROUND						
8	200	Bastard	Carded	T0017130800	115	6
CABINET RASP REGULAR						
8	200	2nd cut	Carded	T0017090801	168	6
10	250	2nd cut	Carded	T0017091001	248	6
12	300	2nd cut	Carded	T0017091201	470	6
HANDLE ONLY						
with 5 inserts / adapters			Carded	T0010000150	90	6

Aluminium Files – Type “A” Flat



- Special tooth construction eliminates clogging when filing aluminum.
- Flat shape
- Double-cut
- All sizes have same number of teeth per inch.
- Smooth finish obtained by using shearing cut toward left.

Inch	Length		Packed	Code No. Made in USA	Weight per doz. g	Shelf Pack
	Inch	mm				
8		200	Boxed	00024N	1361	12

Cantsaw Files



- Used for sharpening crosscut saws with “M” teeth, circular saws and saw teeth with less than 60° angle.
- Triangular shape
- Single-cut
- Edges set and cut
- Same number of teeth per inch as mill bastard files of equivalent length.
- Supplied with “cut back”

Inch	Length		Packed	Code No.	Weight per doz. g	Shelf Pack
	Inch	mm				
6		150	Boxed	T01327	652	12

Chain Saw Files – Flat



- Used for cutter-raker type (2 round edges) chain saw.
- Rectangular shape

Type	Length		Packed	Code No.	Weight per doz. g	Shelf Pack
	Inch	mm				
16	6	150	Boxed	T0011251600	767	12

Chain Saw Files – Round Smooth



- Round shape
- Smooth-cut
- Boxed, 6 files/carton
- Carded files, 3 files on card
- Flow Pack, 3 files/pack

Length		Diameter		Type	Code No.	Packed	Weight per Shelf Pack g	Shelf Pack
Inch	mm	Inch	mm					
6	150	1/8	3,20	610	T0011266100	Boxed	90	6
6	150	9/64	3,60	615	T0011266150	Boxed	110	6
6	150	5/32	4,00	620	T0011266200	Boxed	120	6
6	150	5/32	4,00	620	T0015266200	Carded	260	4
8	200	5/32	4,00	825	02228B	Flow Pack	260	4
8	200	3/16	4,80	83	02229B	Flow Pack	360	4
8	200	3/16	4,80	83	T0015268300	Carded	440	4
8	200	13/64	5,20	832	T0011268320	Boxed	210	6
8	200	7/32	5,60	835	02230B	Flow Pack	480	4
8	200	7/32	5,60	835	T0015268350	Carded	560	4
8	200	1/4	6,40	84	T0011268400	Boxed	260	6

Double Ender Files



- Triangular shape
- Sides and edges are single-cut from points to center giving full use of file.
- All files supplied with handles.
- Single-cut

Length		Packed	Code No.	Weight per doz. g	Shelf Pack
Inch	mm				
6	150	Boxed	02884M	312	12
7	175	Boxed	02905M	369	12
8	200	Boxed	02926M	567	12

Farmer's Own Files



- General purpose file suited for agricultural use.
- Rectangular shape
- Single-cut
- Safe edges
- Length measured exclusive of handle.
- Convenient hang up hole

Length		Packed	Code No.	Weight per doz. g	Shelf Pack
Inch	mm				
8	200	Boxed	06649N	2155	12
10	250	Boxed	06668N	4508	12

Flat Files



- Used by machinists, machinery builders, ship and engine builders, repairman and others who require rapid removal of metal.
- Rectangular in cross section and taper slightly towards point in width.
- Double-cut on sides, single-cut on edges.
- American pattern, available in bastard, second and smooth-cut.
- Boxed

Length		Bastard Cut Code No.	Second Cut Code No.	Smooth Cut Code No.	Weight per doz. g	Shelf Pack
Inch	mm					
4	100	–	T03401	T03434	255	12
6	150	–	T03500	T03533	709	12
8	200	–	–	T03632	1701	12
10	250	T03665	T03698	T03731	3261	6
12	300	T03764	T03797	T03830	5103	6
14	350	T03863	T03896	03929N	7541	6

Half Round Files



- Used on concave, convex and flat surfaces.
- Rounded on 1 side, flat on opposite.
- Backs of all half-round bastard files are double-cut.
- Backs of all half-round second-cut files longer than 6" are double-cut.
- Backs of all 4 and 6" files are single-cut.
- Backs of all half-round smooth files are single-cut.
- Flat sides of all half-round files are double-cut.
- Boxed


Length		Bastard Cut Code No.	Second Cut Code No.	Smooth Cut Code No.	Weight per doz. g	Shelf Pack
Inch	mm					
4	100	T04695	T04729	T04762	284	12
6	150	T04795	04828NN	T04861	709	12
8	200	T04896	04927NN	T04960	1503	12
10	250	T04995	T05026	T05059	2750	6
12	300	T05094	T05125	T05158	4763	6
14	350	T05196	05225N	05258N	7371	6



- Rectangular shape
- Double-cut
- 1 safe edge
- Same coarseness as flat files of corresponding lengths.
- Boxed

Length		Bastard Cut Code No.	Second Cut Code No.	Smooth Cut Code No.	Weight per doz. g	Shelf Pack
Inch	mm					
4	100	T05652	T05675	T05698	397	12
6	150	T05738	T05771	T05804	794	12
8	200	T05853	T05886	T05919	1758	12
10	250	T05968	T06001	T06034	3402	6
12	300	T06084	T06117	T06150	7768	6
14	350	06198N	-	-	7836	6

Knife Files



- Used primarily by tool and die makers with work having acute angles.
- Triangular shape
- Double-cut on sides, single-cut on sharp edge.
- Knife files are supplied with safe backs.
- Boxed

Length		Bastard Cut Code No.	Second Cut Code No.	Smooth Cut Code No.	Weight per doz. g	Shelf Pack
Inch	mm					
4	100	T06711	T06742	06773N	170	12
6	150	06904N	06836N	06867N	539	12
8	200	06998N	06930N	06961N	1134	12
10	250	06992N	07023N	07054N	2098	12


Long Angle Lathe Files – Bastard



- Rapid, free cutting files designed for lathe filing.
- Rectangular shape
- Single-cut
- Safe edges to protect shoulder or dog.
- Made on flat blanks in bastard-cut.
- Cut faster than regular mill files and leave smoother finish.
- Boxed

Length		Code No.	Weight per doz. g	Shelf Pack
Inch	mm			
12	300	T07688	5103	6
14	350	T07719	7541	6


Long Angle Lathe Files – Fine



- Specially designed for finishing rapid stock removal on lathe work.
- Rectangular shape
- Safe edges
- Cut faster than regular mill files and leave smoother finish.
- Boxed

Length		Code No. Made in USA	Code No. Made in Brazil	Weight per doz. g	Shelf Pack
Inch	mm				
10	250	T07842	-	1730	6
12	300	-	07851N	2638	6
14	350	07863N	-	3998	6


Magicut® Files – Flat



- Used by machinists as all-purpose file to remove stock rapidly and to leave a smooth finish.
- Tapered point in width
- File features a pattern of narrow chip breakers created by steep and angled serrations for rapid removal and smoother finish.
- Boxed

Length		Code No.	Weight per doz. g	Shelf Pack
Inch	mm			
8	200	07894N	1701	12
10	250	07917N	3260	6
12	300	07941N	5103	6

Magicut® Files – Hand



- Used by machinists as all-purpose file to remove stock rapidly and to leave a smooth finish.
- Rectangular shape
- Parallel edges full length
- File features a pattern of narrow chip breakers created by steep and angled serrations for rapid removal and smoother finish.
- Boxed

Length		Code No.	Weight per doz. g	Shelf Pack
Inch	mm			
8	200	T0012110800	1740	12
10	250	T0012111000	3360	6

Mill Blunt Files



- Used for sharpening mill or circular saws.
- Also for draw-filing and finishing metals.
- Rectangular shape
- Single-cut on sides and edges.
- 1 or 2 round edges and parallel edges.
- Boxed

Length		Type Cut	Two Square Edges Code No.	One Round Edge Code No.	Two Round Edges Code No.	Weight per doz. g	Shelf Pack
Inch	mm						
8	200	Bastard	T09833	–	–	1320	12
10	250	Bastard	T0011161001	–	–	2640	12
8	200	2nd cut	T0011160802	–	–	1380	12
6	150	2nd cut	–	T0011170602	–	600	12
8	200	2nd cut	–	10165	–	1320	12
10	250	2nd cut	–	T0011171002	–	2580	12
12	300	2nd cut	–	T0011171202	–	4320	6
6	150	2nd cut	–	–	T0011180602	540	12
8	200	2nd cut	–	–	T0011180802	1320	12

Pillar File



- Used mostly by machinists for filing slots and keyways.
- Similar to hand files but narrower.
- Rectangular cross section
- 1 safe edge

Length		Packed	Type Cut	Code No.	Weight per doz. g	Shelf Pack
Inch	mm					
8	200	Boxed	Bastard	11118	1673	12

Square Files



- Used on slots, keyways and general surface filing.
- Square shape
- Double-cut
- Tapered slightly towards point
- Larger sizes frequently preferred to corresponding flat files because of heavier section and 4 filing surfaces.
- Boxed

Length		Width		Bastard Cut Code No.	Second Cut Code No.	Smooth Cut Code No.	Weight per doz. g	Shelf Pack
Inch	mm	Inch	mm					
4	100	5/32	4	12790	12824	12857	113	12
5	125	3/16	5	T0012400501	-	-	240	12
6	150	1/4	6	12967	13000N	13033	482	12
8	200	5/16	8	13081	13114	13147	879	12
10	250	3/8	10	T13196	13229	13262	1758	12
12	300	1/2	13	13310	13343	13376	3799	6

Round Files



- Primarily used to file circular openings or concave surfaces.
- Round shape
- All 4, 5, 6, 8, 10, 12" files are single-cut
- 14" bastard file is double-cut
- Tapered slightly towards point
- Boxed

Length		Diameter		Bastard Cut Code No.	Second Cut Code No.	Smooth Cut Code No.	Weight per doz. g	Shelf Pack
Inch	mm	Inch	mm					
4	100	1/8	3	11526N	T0012500402	11592N	113	12
5	125	3/16	5	11637N	-	T0012500503	255	12
6	150	1/4	6	11716N	11748N	11781N	397	12
8	200	5/16	8	-	11936	T0012500803	624	12
10	250	3/8	10	12019	T0012501002	12084	1446	12
12	300	1/2	13	T0012501201	12166	-	3090	6
14	350	5/8	16	12248	-	-	5415	6

Taper (Triangular) Saw Files

Number of Saw Points	Files Recommended
5	7"/178 mm Taper Regular
5 1/2	7"/178 mm Taper Regular
6	7"/178 mm or 8"/200 mm Slim
7	6"/150 mm or 7"/178 mm Slim
8	6"/150 mm Slim
	7"/178 mm Extra Slim
	8"/200 mm Double Extra Slim
9	6"/150 mm Extra Slim
	7"/178 mm Double Extra Slim
10	5"/127 mm of 6"/150 mm Extra Slim
11	5"/127 mm Extra Slim
	6"/150 mm Double Extra Slim
12	5"/127 mm Extra Slim
13 and 14	5"/127 mm Double Extra Slim
15 and 16	4"/102 mm Double Extra Slim

- Made for filing saws with 60° angle teeth
- Triangular shape
- Single-cut
- Edges set and cut for filing gullets between saw teeth.
- In filing handsaws, it is important to select the right file.
- In general, the table lists suggested size and type of file that will give best results.

Taper Files – Regular and Heavy



- Triangular shape
- Boxed
- Edges set and cut for filing gullets between saw teeth.
- Tapers slightly towards the point.

Length		Code No.	Weight per doz. g	Shelf Pack
Inch	mm			
Regular				
3 1/2	88	13710M	180	12
4	100	13727M	311	12
4 1/2	113	13750M	425	12
5	125	13772M	567	12
6	150	13807M	907	12
7	175	13841M	1332	12
8	200	13875M	1956	12
10	250	13930M	3402	12
Heavy				
6	150	14032M	1520	12
7	175	14048M	1680	12
8	200	14060M	2400	12

Taper Files – Slim



- Triangular shape
- Edges set and cut for filing gullets between saw teeth.
- Boxed

Length		Code No.	Weight per doz. g	Shelf Pack
Inch	mm			
4	100	14106M	170	12
4½	113	14139M	226	12
5	125	14162M	255	12
6	150	14224M	482	12
7	175	14225M	765	12
8	200	14290M	1191	12

Taper Files – Extra Slim



- Triangular shape
- Edges set and cut for filing gullets between saw teeth.
- Boxed

Length		Code No.	Weight per doz. g	Shelf Pack
Inch	mm			
4	100	14547M	113	12
5	125	14599M	170	12
6	150	14665M	312	12
7	175	14698M	539	12
8	200	14729M	851	12

Taper Files – Double Extra Slim



- Triangular shape
- Edges set and cut for filing gullets between teeth.
- Boxed

Length		Packed	Code No.	Weight per doz. g	Shelf Pack
Inch	mm				
4	100	Boxed	14942M	82	12
5	125	Boxed	14992M	142	12

Taper Files – Bandsaw Regular and Heavy



- For filing and sharpening bandsaws.
- Triangular shape
- Edges set and cut for filing gullets between saw teeth.
- Boxed

Length		Code No.	Weight per doz. g	Shelf Pack
Inch	mm			
Regular				
6	150	T0011010600	900	12
7	175	T0011010700	1320	12
8	200	T0011010800	1920	12
Heavy				
8	200	T0011080800	2360	12

Taper Files – Machine Bandsaw Blunt



- File is blunt over the whole body length.
- Triangular shape
- Edges set and cut for filing gullets between saw teeth.
- Boxed

Length		Code No.	Weight per doz. g	Shelf Pack
Inch	mm			
8,5	210	T0011060850	1980	12

Three Square Files



- For general use by machinists for filing internal angles more acute than right angles, clearing out square corners and filing taps and gutters.
- Triangular shape
- Double-cut
- Sharp corners are slightly set and cut.
- Cut to the point
- Boxed

Length		Bastard Cut Code No.	Second Cut Code No.	Smooth Cut Code No.	Weight per doz. g	Shelf Pack
Inch	mm					
4	100	-	-	15848M	340	12
5	125	-	T0012600502	-	540	12
6	150	15925N	15958N	15991N	879	12
8	200	16036N	16069N	T16102	1928	12
10	250	16147	T16180	16213N	3402	12
12	300	-	16291	-	5216	6

Tungsten Point Files



- Designed for dressing distributor points that are tipped with tungsten, iridium and similar metals.
- Thin rectangular shape
- Double-cut
- 5 1/4" overall
- Chisel tip of file enters slots or gaps easily.
- Approximate size 5/16" / 8 mm x 0,044" / 1,10 mm.

Length		Packed	Code No.	Weight per doz. g	Shelf Pack
Inch	mm				
5 1/4	133	Boxed	T02373	1134	12

Warding Files



- Used primarily by locksmiths in repairing and filing ward notches in keys.
- Thin rectangular shape
- Double-cut on sides, single-cut on edges
- Also suited for use in narrow spaces where other files will not fit.

Length		Bastard Cut Code No.	Second Cut Code No.	Smooth Cut Code No.	Weight per doz. g	Shelf Pack
Inch	mm					
4	100	16507N	16540N	16573N	142	12
6	150	16663N	16696N	16729N	369	12
8	200	16761N	16794N	–	737	12


Cabinet Rasps



- Used by cabinetmakers and woodworkers.
- Half-round
- Single-cut on edges
- Curved side of rasps similar to half-round rasps but has larger radius.
- Boxed

Length		Regular (Second Cut) Code No.	Weight per doz. g	Shelf Pack
Inch	mm			
8	200	17615N	1361	12
10	250	17683	2466	6
12	300	17751	4224	6


Horse Rasp – Plain 1/2 File



- Some farriers prefer this thin fine-toothed rasp for shoeing racetrack, riding horses and ponies.
- Plain horse rasps are double-ended with rasp teeth on 1 side, file teeth on opposite.
- Rectangular shape
- Boxed

Length		Type	Code No.	Weight per doz. g	Shelf Pack
Inch	mm				
14	350	Regular	17903N	8902	6


Horse Rasps – Tanged



- Rectangular shape
- Single-cut on edges
- Tanged
- Rasp teeth on 1 side, file teeth on opposite.
- Thicker than Plater’s Special – ideal for hot rasping.
- Boxed

Length		Code No.	Weight per doz. g	Shelf Pack
Inch	mm			
12	300	18035N	8165	6
14	350	18057N	12020	6

Farrier Rasp – Double Extra Thin



- Primarily for race track and other horses with light shoes.
- Both sides are safe 7/8" / 22 mm at point.
- Rasp teeth on 1 side, file teeth on opposite.
- Rasp cut is 6 teeth per row (other horse rasps have 5 teeth per row).
- Rectangular shape
- Sharper than regular horse rasps.
- Double extra thin
- Boxed

Length		Code No.	Weight per doz. g	Shelf Pack
Inch	mm			
14	350	HR14N	7428	6


Magicut® Plater’s Special Horse Rasp



- Maximum cutting surface design gives rapid removal and smoother finish.
- Single-cut on edges
- Opposite side has Nicholson’s® unique Magicut® file pattern of narrow chip breakers created by steep and angled serrations.
- Rectangular shape
- Tooth design is cut deeper to last longer and cut much faster than conventional horse rasps.
- Rasp cut is 6 teeth per row (other horse rasps have 5 teeth per row).
- Boxed

Length		Code No.	Weight per doz. g	Shelf Pack
Inch	mm			
14	350	18130N	7144	6

Pattern Maker's Cabinet Rasp



- Used primarily by cabinetmakers.
- Half-round shape
- Narrow pattern, cut edges
- Used when smooth wood finish is required.
- Boxed

Length		Type	Cut	Code No.	Weight per doz. g	Shelf Pack
Inch	mm					
10	250	49	Second cut	18846N	1644	6


4-in-Hand® (Formerly Shoe Rasp)



- For the homeowner, home craftsman, boat builder and mechanic.
- Half-round shape
- Has file section and rasp section on both flat side and half-round side.
- Boxed

Length		Code No.	Weight per doz. g	Shelf Pack
Inch	mm			
8	200	18924N	1871	6

Wood Rasps – Half Round



- Used by woodworkers, hobbyists and plumbers.
- Half-round shape
- Single-cut file teeth on edge.
- For use on wood and soft metals.
- Boxed

Length		Bastard Cut Code No.	Second Cut Code No.	Weight per doz. g	Shelf Pack
Inch	mm				
8	200	19394	19575	1559	12
10	250	19427	19593	2948	6
12	300	T19460	-	4763	6

Wood Rasps Round Bastard



- Used for same purpose as regular wood rasps in places for which their shapes make them particularly effective.
- Round shape
- Bastard-cut
- Made from same size steel as round files.
- Boxed

Length		Diameter		Code No.	Weight per doz. g	Shelf Pack
Inch	mm	inch	mm			
8	200	5/16	8	19846	624	12
10	250	3/8	10	19875	1474	12

Nicholson™ X.F® Files Swiss Pattern

- Made to more exacting measurements than American pattern files.
- Made in finer cuts, which vary from No. 00 (coarsest) to No. 6 (finest).
- Used by tool and die makers, jewelers, model makers and home craftsman.
- Recommended for those who do superfine precision filing.

Barrette Files



- Double-cut, wide flat sides
- Flat on 1 side, backs are beveled on edges as indicated by cross section.
- Back and beveled edges are safe.
- Included angle is 33°.
- Boxed

Length		Code No.	Cut No.	Weight per doz. g	Shelf Pack
Inch	mm				
4	100	35031	0	255	12

Half Round Files


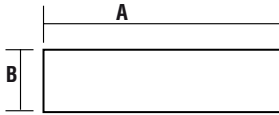


- Used by tool and die makers, jewelers, model makers and home craftsman.
- Half-round shape
- Double-cut on both flat and half-round sides.
- Taper in thickness and width to point.
- Boxed

Length		Code No.	Cut No.	Weight per doz. g	Shelf Pack
Inch	mm				
6	150	36533	2	539	12
6	150	36545N	4	539	12

Needle Files

- Used primarily by jewellers, die makers, watchmakers and fine toolmakers.
- With round, knurled handles.



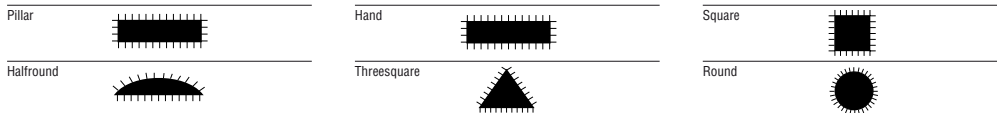
Assortments of 12 Shapes Packed in Protective Pouch

Length Inch	mm	Code No.	Cut No.	Weight per doz. g	Shelf Pack
4	100	T0014470402	2	116	1
5 1/2	140	T0014470552	2	138	1
6 1/4	160	T0014470600	0	148	1
6 1/4	160	T0014470602	2	150	1

Length mm	A x B mm	Length mm	A x B mm	Length mm	A x B mm	Length mm	A x B mm
Pillar	100 3.5 x 0.9 140 4.8 x 1.1 160 5.4 x 1.2	Knife	100 4.0 x 1.1 140 5.0 x 1.4 160 5.4 x 1.5	Square	100 1.7 140 2.2 160 2.4	Slitting	100 4.6 x 1.6 140 5.5 x 1.9 160 6.1 x 2.1
Halfround	100 3.8 x 1.1 140 5.1 x 1.5 160 5.6 x 1.7	Hand	100 3.4 x 0.9 140 4.8 x 1.1 160 5.4 x 1.2	Round	100 2.1 140 2.8 160 2.9	Joint File round edges	100 3.8 x 1.0 140 4.8 x 1.2 160 5.4 x 1.3
Crossing	100 3.5 x 1.4 140 4.4 x 1.8 160 5.1 x 2.0	Threesquare	100 2.8 140 3.5 160 3.8	Barrette	100 3.7 x 1.4 140 4.7 x 1.7 160 5.1 x 1.8	Halfround, cut on back only	100 3.8 x 1.2 140 5.1 x 1.5 160 5.6 x 1.8

Assortments of 6 Shapes Packed in Protective Plastic Pouch

Length Inch	mm	Code No.	Cut No.	Weight g	Shelf Pack
6 1/4	160	T0014471602	2	65	1




Needle Files

8 Individual Shapes, 12 Files in a Box

Shape	Length		Code No.	Cut No.	Weight g	Shelf Pack
	Inch	mm				
Pillar	6 1/4	160	T0014210600	0	108	12
	6 1/4	160	T0014210602	2	96	12
Hand	6 1/4	160	T0014220600	0	108	12
	6 1/4	160	T0014220602	2	96	12
Halfround	6 1/4	160	T0014230600	0	108	12
	6 1/4	160	T0014230602	2	108	12
Threesquare	6 1/4	160	T0014240600	0	96	12
	6 1/4	160	T0014240602	2	96	12
Square	6 1/4	160	T0014250600	0	84	12
	6 1/4	160	T0014250602	2	84	12
Round	6 1/4	160	T0014260600	0	84	12
	6 1/4	160	T0014260602	2	84	12
Knife	6 1/4	160	T0014270600	0	96	12
	6 1/4	160	T0014270602	2	96	12
Crossing	6 1/4	160	T0014280600	0	120	12
	6 1/4	160	T0014280602	2	120	12

Pillar Files



- Rectangular in shape
- Double-cut on 2 sides only
- Safe edges
- Tapered in thickness
- Similar in shape to hand files but only 2/3 as wide.
- Boxed

Length	Length		Code No.	Cut No.	Weight per doz. g	Shelf Pack
	Inch	mm				
6	6	150	39911N	2	737	12
6	6	150	39923N	4	737	12
8	8	200	39935N	0	1588	6
8	8	200	39947N	2	1588	6

Pillar Narrow Files



- Rectangular shape
- Narrow
- Double-cut on 2 sides only
- Safe edges
- Similar to pillar files but are narrower for their length.
- Boxed

Length		Code No.	Cut No.	Weight per doz. g	Shelf Pack
Inch	mm				
6	150	T40076	0	567	12
6	150	40088N	2	567	12

Three Square Files



- Triangular in section with angles of 60°.
- Double-cut on three sides, single-cut on edges.
- Taper to point and have sharp corners.
- Boxed

Length		Code No.	Cut No.	Weight per doz. g	Shelf Pack
Inch	mm				
6	150	T41498	2	737	12

Nicholson™ Curved Tooth Files

- Made on specially designed and improved Nicholson™ machinery.
- Fitted for smooth, rapid work on cast iron, bronze, lead, babbitt, aluminum, zinc, plastics and any steel up to the hardness of annealed tool steel.
- Pitch and rake designed to avoid pinning and to provide smoothest finish.
- Superior® milled tooth files.

Flexible Files (Without Tang)



- Ideal for smooth, rapid work on cast iron, bronze, lead, babbitt, aluminum, zinc, plastics and any steel up to the hardness of annealed tool steel.
- Rectangular shape
- Curved-cut
- Pitch and rake designed to avoid pinning and to provide smoothest finish.
- Boxed

Length		Code No.	No. of Teeth Per Inch/Cut	Weight per doz. g	Shelf Pack
Inch	mm				
12	300	20138N	10/Standard	2495	6
14	350	20205N	12/Fine	3204	6

Milled Tooth Bodifiles



- Ideal for smooth, rapid work on cast iron, bronze, lead, babbitt, aluminum, zinc, plastics and any steel up to the hardness of annealed tool steel.
- Rectangular shape
- Curved-cut
- Pitch and rake designed to avoid pinning and to provide smoothest finish.
- Boxed

Length		Code No.	Type	No. of Teeth Per Inch/Cut	Weight per doz. g	Shelf Pack
Inch	mm					
14	350	20189N	50-908	8/Standard	3204	6

Flat Files – Rigid Type (With Tang)



- Ideal for smooth, rapid work on cast iron, bronze, lead, babbitt, aluminum, zinc, plastics and any steel up to the hardness of annealed tool steel.
- Rectangular shape
- Curved-cut
- Rigid type with tang
- Pitch and rake designed to avoid pinning and to provide smoothest finish.
- Boxed

Length		Code No.	No. of Teeth Per Inch/Cut	Weight per doz. g	Shelf Pack
Inch	mm				
12	300	20342N	10/Standard	4224	6
14	350	20393N	8/Standard	6747	6


Super Shear®



- A double purpose milled curved tooth file – different and exclusive with Nicholson™.
- Rectangular shape
- Curved-cut
- Teeth cut in an off center arc to permit fast cutting.
- Wide industrial usage on flat and convex surfaces of aluminum, brass, babbitt, bronze, copper, magnesium, iron, annealed steel, soft metal alloys, plastics, hard rubber and hardwood.
- Smooths as it roughs.
- Boxed

Length		Code No.	No. of Teeth Per Inch/Cut	Weight per doz. g	Shelf Pack
Inch	mm				
10	250	21067N	12/Standard	2665	6
12	300	21118N	10/Standard	4224	6

Adjustable Flexible File Holder No. 25



- For curved tooth files without tang.
- Can be used with either 12" or 14" files.
- Easily adjusted for curving file outward or inward.
- Boxed

No.	Code No.	Weight per doz. g	Shelf Pack
25	21272	907	1

Ergonomic File Handle



- 5 Interchangeable cushion inserts are designed to fit most popular files.
- Rubber-coated ergonomic shape for better comfort and control.
- Rear taper, wide middle and flared neck increases push force.
- Bagged

Code No.	Description	Weight per Shelf Pack g	Shelf Pack
T0010000150	Ergonomic File handle and inserts	350	6

File Handles - Plastic



- Handle made of strong high-impact material, contoured to fit hand for straight, lathe and draw filing.
- Non-slip textured finish for easier grip.
- Bulk packed
- Suitable for file:
 - No. 1: 6" files, 8" round and square
 - No. 2: 8" and 10" files, 6" threesquare and regular taper
 - No. 3: 12" files

Type	Code No.	Description	Weight g	Shelf Pack
No. 1	T0010000116	File handle with insert	25	50
No. 2	T0010000118	File handle with insert	32	50
No. 3	T0010000120	File handle with insert	50	50

Wooden File Handles – Metal Ferruled

- Made from close grain hardwood with strong nickel-plated metal ferrules.
- Varnished finish
- Bulk packed



Length mm	Diameter mm	Code No.	For File Length		Weight g	Shelf Pack
			Inch	mm		
110	12	T0010000012	4	100	56	1
111	14	T0010000014	5	125	60	1
113	16	T0010000016	6	150	64	1
117	18	T0010000018	7	175	68	1
120	20	T0010000020	8	200	72	1
134	22	T0010000022	9	225	76	1
134	24	T0010000024	10	250	80	1
140	26	T0010000026	12	300	84	1
160	28	T0010000028	14	350	88	1

Sleeves for Files – Plastic

- For files without handle.
- With hang hole for easy storage.

Code No.	For File Length		Weight per doz. g	Shelf Pack
	Inch	mm		
T0010000204	4	100	24	12
T0010000206	6	150	38	12
T0010000208	8	200	72	12
T0010000210	10	250	108	12
T0010000212	12	300	156	12

5 Piece Ergonomic File Set

- Assortment of machinist's files.
- With ergonomic, co-molded handle.
- Consist of Square, Round, Halfround, Hand and Threesquare.



Type	Length		Cut	Code No.	Weight g	Shelf Pack
	Inch	mm				
NFK1	8	200	2nd cut	T0012990800	750	6
NFK2	10	250	2nd cut	T0012991000	930	6

3 Piece Ergonomic File / Rasp Set



- With ergonomic, co-molded handle
- Consist of:
 - Hand File, Bastard, 8" / 200 mm;
 - Round File, Bastard, 8" / 200 mm;
 - Halfround Woodrasp, 2nd cut, 8" / 200 mm;

Type	Code No.	Weight in g	Shelf Pack
NFK6	T0012990820	588	6

4"/100 mm File Assortment



- With wooden handle
- Six files in metal box or in plastic pouch.
- Consist of:
 - Hand, Warding, Half Round, Square, Round and Slim Taper

Length Inch mm	Packed	Cut	Code No.	Weight g	Shelf Pack
4 100	Metal Box	Bastard	T0012991410	150	1
4 100	Plastic Pouch	Bastard	T0012991411	110	1
4 100	Metal Box	2nd cut	T0012991420	150	1
4 100	Plastic Pouch	2nd cut	T0012991422	110	1
4 100	Metal Box	Smooth	T0012991430	150	1
4 100	Plastic Pouch	Smooth	T0012991433	110	1

Hobby Files



- Assortment of 6 miniature files with fine cut for intricate work.
- Consist of:
 - Equaling, Half Round, Flat, Round, Square, and Threesquare
- Handy vinyl case vacuum packed on hang up card.
- Ideal for handycrafts and hobbies.

Length Inch mm	Description	Code No.	Weight per Shelf Pack g	Shelf Pack
5 1/2 140	Assorted	42030	340	3

MultiMax Pro

- 14 tools in one
- All stainless steel components
- Adjustable / replaceable tool components
- Blades open up from closed handles.
- Tool comes with nylon pouch that can be used in vertical or horizontal position on belt.
- 14 tools included:
 - Needle-Nose / Regular Pliers
 - Wire Cutter
 - 2 Slotted Screwdrivers
 - Phillips® Screwdriver
 - Drop Point Blade
 - Serrated Edge Blade
 - Metric / English Ruler (measures up to 8"/20 cm)
 - Lanyard Ring
 - Can / Bottle Opener
 - Metal / Wood File
- Packed in coloured box



Type	Code No.	Description	Length when closed		Width when closed		Weight	Shelf Pack
			Inch	mm	Inch	mm	g	
NMP12	T0010020265	MultiMax Pro	4	100	1 3/16	30	240	6

MultiMax Pro XL



- 15 tools in one
- All stainless steel components
- Adjustable / replaceable tool components
- Blades open up from closed handles.
- Tool comes with nylon pouch that can be used in vertical or horizontal position on belt.
- 15 tools included:
 - Large Pliers Head
 - Wire Cutter
 - Wire Crimper
 - Serrated Drop Point Blade
 - 3 Slotted Screwdrivers (small, medium, large)
 - Phillips® Screwdriver
 - Can / Bottle Opener
 - Lanyard Ring
 - Metal / Wood File
 - Metric / English Ruler
 - Saw
 - Awl
- Packed in coloured box

Type	Code No.	Description	Length when closed		Width when closed		Weight	Shelf Pack
			Inch	mm	Inch	mm	g	
NMP15	T0010020268	MultiMax Pro XL	4 1/2	113	1 3/8	35	270	6

Spare Parts for MultiMax NMP12 and NMP15

- All stainless steel components

Code No.	Description	Application		Shelf Pack
		NMP12	NMP15	
237103	Drop Point Blade	x		1
237108	Slotted Screwdriver-Medium	x	x	1
237109	Slotted Screwdriver-Large	x	x	1

4-in-1 Hacksaw Frame with Cushion Grip



- 4-in-1 Hacksaw Frame comes complete with Bi-Metaloy® 18-tooth 12-inch hacksaw blade with High Speed Steel edge and 8" x 3/4" x 0.035" High Speed Steel Bi-Metal reciprocal saw blade.
- Visible blade storage holds either standard hacksaw blade or reciprocal saw blade.
- Cast aluminum construction for durability and light weight.
- Co-molded cushion grips at both ends of the saw add comfort and reduce slippage for better control.



1. General Use

2. Angle 45°

3. Low Profile

4. Jab Saw

Code No.	Type	Blade		Weight g	Shelf Pack
		Inch	mm		
80975EU	4-in-1, High Tension	12	300	1133	4

High Tension Hacksaw Frame



- Quick changing blades.
- Adjustable crank handle for tension up to 30,000 PSI torque and micro-adjustment.
- Spare blades can be stored inside frame.
- Blade can be positioned for 45° or 90° cutting.
- End of frame can be used as a jab saw.

Code No.	Type	Blade		Weight per Shelf Pack g	Shelf Pack
		Inch	mm		
80956	High Tension Adjustable	12	300	903	1

General Purpose Hacksaw Frame



- Instantly adjustable for 10"/250 mm to 12"/300 mm blades.
- Adjusts 90° for vertical or horizontal cuts.

Code No.	Type	Blade		Weight per Shelf Pack g	Shelf Pack
		Inch	mm		
80951	Adjustable	10 and 12	250 and 300	4196	10

Economy Hacksaw Frame

- Adjustable from 10"/250 mm to 12"/300 mm.
- Cuts to 2,75"/70 mm in depth.
- For DIY and home use.



Code No.	Type	Blade		Weight per Shelf Pack g	Shelf Pack
		Inch	mm		
80950	Adjustable	10 and 12	250 and 300	4196	10

Little-Nic® Utility Hacksaw

- For professionals and homeowners.
- Ergonomic cushioned handle.
- Gets into small places, makes difficult cutting jobs easy.
- Overall length 10"/254 mm, will fit into any tool box.
- Uses any standard size hacksaw blade.
- Blister packed on attractive card with suggested uses on back.



Code No.	Packed	Blade		Weight per Shelf Pack g	Shelf Pack
		Inch	mm		
80968	Carded	10	250	652	6

Jab Saw

- Special saw always needed for the difficult jobs: those narrow, hard-to-reach areas.
- Jab saw will work with any standard size hacksaw blade.
- Can replace worn blade easily: Untighten adjusting saw, remove worn blade and replace with a new Nicholson™ blade, re-tighten the adjusting screw.
- A must for all tool boxes.



Code No.	Packed	Blade		Weight per Shelf Pack g	Shelf Pack
		Inch	mm		
80969	Carded	10	250	1701	12

Bi-Metaloy® Hand Hacksaw Blades



- Molybdenum alloy tool steel edge.
- Tough flexible high carbon steel backing.
- Lasts twice as long as high-speed steel.
- Lasts up to ten times longer than carbon steel.
- Operates 20% to 50% faster.
- High tooth hardness and shock resistance.
- Boxed: 100 blades per box.

Type	Set Type	Code No.	Length		Teeth Per Inch	Width		Gauge		Weight per 100 Boxed kg
			Inch	mm		Inch	mm	Inch	mm	
NF1218	Wavy	62723	12	304	18	1/2	12,70	0,025	0,65	2,050
NF1224	Wavy	62749	12	304	24	1/2	12,70	0,025	0,65	2,050
NF1232	Wavy	62776	12	304	32	1/2	12,70	0,025	0,65	2,050

Flexible High Speed Steel



- Flexible high speed steel.
- Tempered to provide hard edge with flexible back.
- Specially hardened to induce toughness.
- Economy blade for sawing light to medium-hard materials.
- A good balance of wear resistance and mechanical shock absorbing properties.
- Boxed: 100 blades per box.

Type	Set Type	Code No.	Length		Teeth Per Inch	Width		Gauge		Weight per 100 Boxed kg
			Inch	mm		Inch	mm	Inch	mm	
NM1812	Wavy	63400	12	304	18	1/2	12,70	0,025	0,65	2,050
NM2412	Wavy	63401	12	304	24	1/2	12,70	0,025	0,65	2,050

Hand Hacksaw Blade – Care and Servicing

Blade Breakage

1. Lack of tension. Tighten until taut.
2. Too much tension. Loosen slightly.
3. Cutting in awkward position. Use flexible type blades.
4. Jamming in cut. Hold work securely – stock should fall free after cut. In soft material teeth may be binding because they are too fine.

Pinhole Breakage

1. Too much tension. Loosen slightly.
2. Worn pins causing pressure on eyeholes. Replace pins.

Rounded Teeth – Premature Wear

1. Blade not cutting. Use slower stroke and apply heavier feed.
2. Dragging on return stroke. Lift saw.
3. Material too hard. Select proper blade.

Crooked Cutting

1. Too much pressure. Reduce feed.
2. Blade out of alignment. Check frame and blade tension.
3. Blade worn out. Replace.

Tooth Breakage

1. Teeth too coarse. Keep three teeth in the work.
2. Too much feed, teeth loading. Ease feed pressure.
3. Teeth too fine, clogging. Change to coarser tooth.
4. Starting cut on sharp corner. Reposition work.

General Tooth Recommendations

18 Tooth: For general shop use, when same blade is used on several jobs.

24 Tooth: For cross section $1/16$ "/1,58 mm – $1/4$ "/6,35 mm such as pipe, angles, small drill rod.

32 Tooth: To cut stock up to $1/16$ "/1,58 mm such as light tubing, sheet metal, BX.

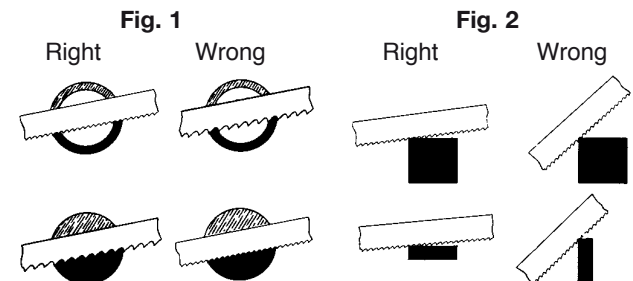
At least three teeth should be in contact with the work at all times.

Choose the Right Number of Teeth Per Inch

The sketches below (figure 1) show how coarseness of teeth affects blade efficiency. Speed varies according to material being cut and saw blade coarseness.

Starting the Cut

If possible, avoid starting cut on a sharp corner. When unavoidable, begin with light pressure and use a steady forward stroke. As many teeth as possible should be in contact with the cutting area and at least three teeth must be engaged. Note cutting angles shown below (figure 2).



Notes

A large grid of graph paper for taking notes, consisting of 20 columns and 30 rows of small squares.



Hammers

Plumb®

Plumb® Table of Contents

Contents	Page No.
Quality Striking Tools – Introduction	119
Hammers	120–121
Plumb® Numerical Index	208

Safety tips

Hand tools are made in various types and sizes, degrees of hardness and different configurations for specific purposes. They should be carefully selected and used only for their intended purpose. Proper use of most types involves certain basic rules:

- Protect your eyes – always wear safety goggles.
- Strike squarely – avoid glancing blows.
- Always use a tool of suitable size and weight for the job.
- The striking face of a hammer should be approximately $\frac{3}{8}$ " larger in diameter than the struck face of a chisel, punch, etc.
- Replace immediately upon chipping or mushrooming of the face.
- Never use a tool with a loose or damaged handle.
- Never use a grinding wheel for redressing a cutting edge or a striking face, use a file or whetstone and redress to original shape and contour.
- Never use a hammer, maul, or axe to strike another hammer, maul or axe.
- Never use a tool with a dull cutting edge.

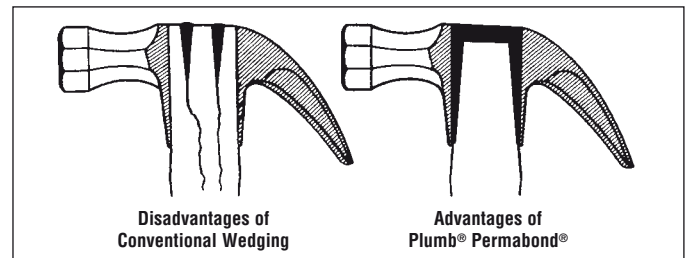
Quality Striking Tools

Since 1856 the quality of Plumb® tools has been recognized and preferred by tool users throughout the world. The special analysis steel used to make Plumb® tools is forged to close tolerance and heat treated to build in the toughness necessary to withstand impact. Extra care is then taken in hardening and tempering to make each part of the tool ready for the specific job it has to do.

You can be sure Plumb® tools have the toughness, durability and keenness to do the job. Plumb® tools are engineered for balance and exacting care is taken to assure the head is “hung” on the handle at the right angle. This built-in balance gives Plumb® tools extra driving power. They swing easy – hit hard.

Permabond® Chemical Bonding Process

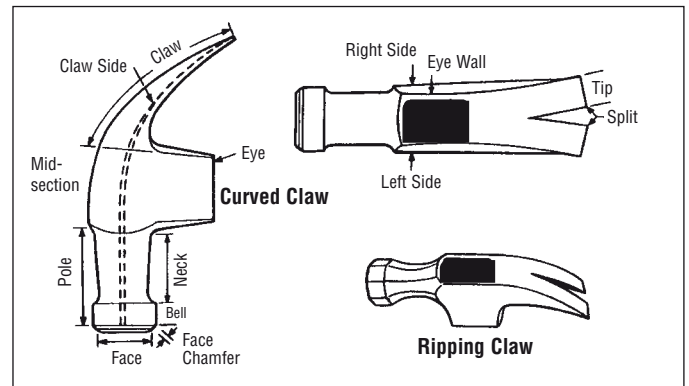
Permabond® is a red-colored chemical weld used in Plumb® tool eyes to join head and handle together. Chemical bonding process replaces conventional wedging which splits wood, allowing moisture to swell and shrink the handle and eventually loosen the head. Permabond® chemical bonding process seals moisture out, forming a bond so tight it takes approximately 2 tons of pressure to pull it apart. Permabond® chemical bonding process is used on all nail hammers, except one-piece hammers, and is a visible plus with homeowners and tradesmen.



Nail Hammers


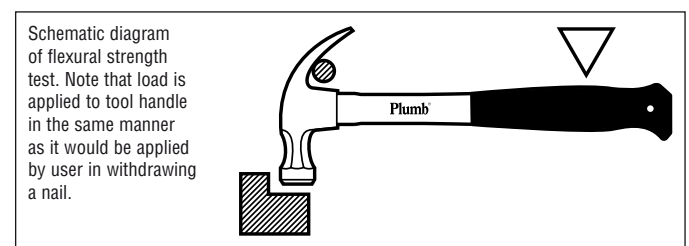
- Face radius and chamfer are designed to provide a hard striking face.
- Mid-section is resilient, yet extra strong.
- Claws are tough, sturdy; edges are beveled, with uniform taper and bite.
- With proper use, safety is enhanced by the double tempering process for the striking face and claw.

Nail hammers are made in two patterns; curved claw and straight or ripping claw. The face is slightly crowned with the edges beveled, although certain heavy-duty patterns may have checkered faces designed to reduce glancing blows and flying nails. Handles may be wood, solid steel, or fiberglass. Solid steel and fiberglass are generally furnished with rubber-type grips.



Handles

Plumb® developed and introduced the fiberglass handle in 1955. It can't rust, rot or corrode, and despite its light weight, it has astonishing strength. Plumb® introduced a new jacketed fiberglass and nylon handle in 1997. Tests on a Tinius-Olsen testing machine have shown that with more than 450lbs of applied load, a Plumb® fiberglass handle won't break. With its smart looking and resilient cushion grip fitted to its fiberglass handle, this line has the look of a winner.



Nail Hammer Warning

Warning – Wear Safety Goggles – User and Bystander



Nail hammers are designed for driving and pulling common, unhardened nails only, and for ripping apart wooden structures. Never strike one hammer with or against another hammer or other hardened objects as the face may chip, possibly resulting in eye or other serious injury. Replace any tool immediately upon chipping, mushrooming or other damage.

Premium Curved Claw



- High-luster, full-polished finish.
- Octagon-shaped neck.
- Virtually unbreakable fiberglass handle: solid fiberglass core covered with a molded nylon jacket to resist breakage due to overstrike.
- Contoured handle for increased comfort and reduced fatigue.
- Enlarged handle base for butting material.
- New grip material reduces handle slickness.
- Factory balanced for maximum striking power.
- Permabond® construction between head and handle.

Code No.	Head Weight		Overall Length		Weight		Shelf Pack	Face
	oz	kg	Inch	mm	lb	g		
11400N	20	0,567	13	330	1,85	830	4	Polished
11402N	16	0,454	13	330	1,65	740	4	Polished

Solid Steel Anti-shock Premium Curved Claw



- Patent Pending anti-vibration shock absorbing technology.
- Anti-vibration feature absorbs shock and minimizes muscle fatigue.
- 1-Piece forged solid steel construction.
- Co-molded contoured handle for increased comfort and control.
- High-luster, full polished finish.
- With magnetic nail starter

Code No.	Head Weight		Overall Length		Weight		Shelf Pack	Face
	oz	kg	Inch	mm	lb	g		
SS16CN	16	0,454	12,875	327	1,86	840	4	Polished
SS20CN	20	0,567	13,750	349	1,80	810	4	Polished

Fiberglass Brick Hammers

- Forged head
- Polished face, chamfer, bit, back and sides.
- Fiberglass handle with comfortable cushion grip.
- Permabond® construction between head and handle.
- 1 1/8" (29 mm) – wide bit on 24oz. (680 mm).



Code No.	Head Weight		Overall Length		Weight		Shelf Pack
	oz	kg	Inch	mm	lb	g	
T11421	24	0,680	13	330	2,15	970	4

Notes

A large grid of graph paper for taking notes, consisting of 20 columns and 30 rows of small squares.



Bolt, Cable & Strap Cutters and Demolition Tools





H.K.Porter® Table of Contents

Contents	Page No.
Tips to Easier, Safer Cutting	125
Cutter Selector – Hand Operated Tools	126
Jaw Designs and Cutting Blades	127
Hand Operated Cutters, Center Cut and Clipper Cut Types	128–131
Nutsplitter	132
Pneumatic Cutters	140
Demolition Tools	141
H.K.Porter® Numerical Index	209

Tips to Easier, Safer Cutting

- a. When heavy cutting is involved, it is less strenuous to hold one handle of the tool on the ground using foot pressure. This permits the cutting force to be applied to the upper handle, makes the cutting position less awkward, and utilizes body weight. This allows more power to be transferred to the cutting edges.
- b. Use the correct cutting tool for the type, size, and hardness of the metal to be cut.
- c. Keep cutter jaws at right angles to piece being cut. Cutting diagonally may twist jaws.
- d. Do not twist or pry with tool while cutting.
- e. Do not exceed the full cut on a material whose hardness is unknown. Test hardness with slow pressure to see if material is being cut. The size of the metal you are cutting is not as important as its hardness.
- f. Do not exceed the cutter capacity that is marked on the jaw of the tool or its rating capacity in this catalog.
- g. Keep jaw bolts tight and joints oiled at all times.
- h. Maintain the original jaw bevel angles when sharpening out of line or chip cutting edges.



Safety Do's and Don'ts

Wear your gloves and safety glasses at all times!

- Do** wear safety shoes.
- Do** remove oil or grease from your hands, from tools and from the floor and area where you will be working.
- Do** remember that metal flies when cut. The harder the metal, the farther it will fly.
- Do** warn those in the area when you intend to use a cutter and protect your fellow workers from flying metal.
- Do** use all tools as recommended.
- Don't** attempt to use a cutting tool, hand or power, until you fully understand its use.
- Don't** forget that metals may fly and cause injury.
- Don't** use cutters for any application except those listed in this catalog.
- Don't** use H.K.Porter® cutters on energized circuits, wire, or cable.

Safety Precautions



Indicates a high probability that death, severe bodily injury or major property damage could result.



Hard metals may snap off or fly through the air when cut. Always wear safety glasses and warn workers nearby to prevent them from being injured from flying metal. To prevent injury from flying metal, take precautions such as wrapping a cloth or rag around the cutting jaws so metal pieces can not fly.



Is serious but less inevitable. There is some probability that death, severe bodily injury or property damage could result.



The "Safety Alert Symbol" is used to call attention to instructions concerning personal safety. Watch for this symbol, it points out important safety precautions. It means: "ATTENTION! Stay alert, personal safety may be in danger!" Read the message that follows this symbol and be alert to the possibility of personal injury or death resulting from misuse.













































The use of any industrial tool may present hazards which can result in serious injury or death. The H.K.Porter® tools listed in this catalog are not exceptions to this rule.



Is less serious but still demands attention. Indicates a hazard which may result in minor injury or property damage.

READ AND UNDERSTAND ALL DIRECTIONS BEFORE OPERATING ANY H.K.PORTER® MANUAL OR PNEUMATIC TOOL.

Cutter Selection

 BARS, FLAT	 CABLE, PRESTRESSED	 NUT SPLITTING	 WIRE, FENCE
 BARS, ROUND	 CABLE, RUBBER COVERED	 PADLOCK HASPS	 WIRE, GUY
 BARS, SQUARE	 CABLE, SOFT, LARGE	 PIPE, PVC	 WIRE, HOT
 BOLTS, RODS, SCREWS, RIVETS	 CABLE, STEEL	 PLASTIC, FIBER	 WIRE, COPPER
 CABLE (ACAR)	 CHAIN	 ROD REINFORCING	 WIRE, MESH
 CABLE (ACSR)	 CHAIN, HARD ALLOY	 ROD STRAIGHTENER	 WIRE ROPE
 CABLE, ALUMINUM	 EHS GUY STRAND	 STRAPPING STEEL	 WIRE SHELVING
 CABLE COMMUNICATIONS	 METALS, HARD	 TIRE CHAINS	 WIRE, SOLID
 CABLE, COPPER	 METALS, MEDIUM HARD	 TRUCK TIRE BEADS	 WIRE, SPRING
 CABLE, LEAD COVERED	 METALS, SOFT	 WIRE, BOX BINDING	 WIRE, STAINLESS STEEL
 CABLE, POWER	 NAILS, COTTER PINS	 WIRE, ELECTRIC	 WROUGHT IRON

1. What is the material to be cut?

(See above chart)

2. What size is the material to be cut?

Capacities of all hand-operated cutters are shown opposite each catalog listing. Power tool capacities are shown in the Power Tool Selector chart. Do not exceed listed capacities.

3. How hard is the material to be cut?

Many of the materials illustrated in the chart above are made in varying degrees of hardness. The maximum hardness ratings that each hand and power tool is designed to cut are shown under each tool in this catalog.

Extra Hard Metals:

Up to Brinell 455 / Rockwell C48

Hard Metals:

Up to Brinell 400 / Rockwell C42

Medium Hard Metals:

Up to Brinell 300 / Rockwell C31

Soft Metals:

Up to Brinell 200 / Rockwell C15

4. Will numerous or few cuts be made in a day?

The frequency of cuts to be made should be taken into consideration when choosing a cutter. HKP manufacturers inexpensive hand cutters for light-duty work, heavy-duty cutters for tougher jobs, and hydraulic and pneumatic cutters for extremely hard materials and production cutting.

5. Is speed a factor in the cutting?

Choose the proper cutter to fit the job requirements, whether an occasional cut is called for or fast, continuous, industrial production cutting.

Still not sure?

Send material samples to:

Apex Tool Group B.V.

Phileas Foggstraat 16

7821 AK Emmen, The Netherlands

Attn: HKP Test Material

Note: Provide answers to as many of the questions as possible.



WARNING

- Always wear safety glasses/goggles when cutting.
- Cut in a safe area; consider the safety of others in the immediate area.
- The harder the material being cut, the likelier it is to become airborne during cutting.
- Use tools correctly! (Refer to "Engineering Information" section of this catalog)
- Use the correct tool for the work being performed.
- Maintain tools, power supplies, and hoses in safe working condition.

Quality Features of H.K.Porter® Cutters

PRECISION CUTTING EDGES

Accurately beveled for specific types of cuts and materials.

CUTTING JAWS

Alloy tool steel, drop forged, precision ground for maximum wear resistance and longer cutting life.

LOCKPLATE

Prevents jaw bolts from turning or loosening. Eliminates "sloppy" head, insures trouble-free operation.

SIMPLE ADJUSTMENT

One adjustment realigns cutting edges properly.

TOGGLE JOINT


Transforms 50 pounds of hand pressure on handles to 4,000 pounds pressure on cutting edges of jaws.

STEEL TUBULAR HANDLES

Greater strength, lighter weight.

RUBBER GRIPS

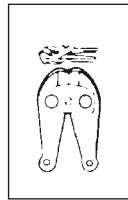
Easy on the hands. Firmer grip for user safety.



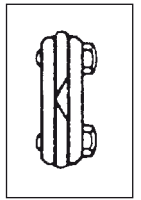
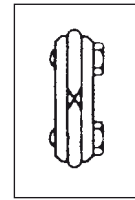
Jaw Designs

There are four basic jaw designs. They are engineered to give long, trouble-free life and the most efficient cutting of the materials which they are designed to cut.

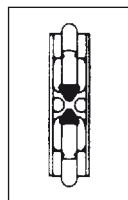
- 1 ANGULAR JAWS**
30° offset jaws have clipper-cut blades, designed for cutting close or flush to a surface. Cuts soft or medium-hard material.



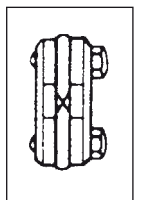
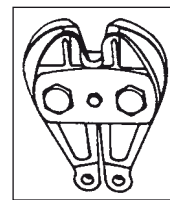
- 2 ALL-PURPOSE JAWS**
Can have center- or clipper-cut blades used for broad cutting applications.



- 3 SHORT-NOSED JAWS**
Center-cut, carbide-tipped blades for cutting hard- and non-alloy chains and padlock hasps.



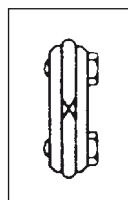
- 4 HEAVY-DUTY STRAP JAWS**
Straps keep the cutting edges aligned under the most demanding applications.



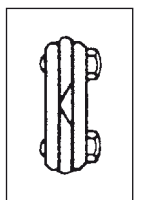
Cutting Blades

Four different cutting blade styles are available for specific types or broad ranges of cutting applications.

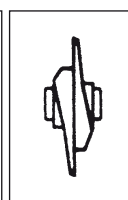
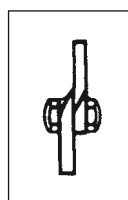
- 1 CENTER-CUT BLADES**
Slightly rounded cutting edges, beveled on both sides, broaden cutting applications.



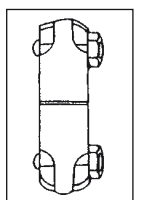
- 2 CLIPPER-CUT BLADES**
Blades are beveled on only one side for smooth flush cuts that are close to workpiece.



- 3 SHEAR-CUT BLADES**
Designed to cut coarse- or fine-strand cable with minimal strand distortion.



- 4 END-CUT BLADES**
Blades are at right angles to handles for easier handling and "head-on" close cutting of materials.



Industrial Grade, Center Cut Cutters



- General plant maintenance tool.
- Drop-forged, precision ground, alloy tool steel jaws with center-cut blades.
- Cuts soft, medium, or hard materials.
- Maximum hardness of material to be cut: Brinell 455 / Rockwell C48
- Lockplate keeps jaws from loosening.
- Toggle joints turn 50 lbs. (23 kg) hand pressure to 4000 lbs. (1.814 kg) cutting pressure.
- Screw-type adjustment realigns edges.
- Steel handles with rubber grips.

Code No.	Approx. Weight		Length		Soft and Medium Hard Materials (Up to Brinell 300, Rockwell C31)		Hard Materials (Up to Brinell 455, Rockwell C48)		Replacement Cutterhead Code No.	Replacement Jaws (Pair) Code No.
	lbs	kg	Inch	mm	Inch	mm	Inch	mm		
1490MC	2 3/4	1	14	356	5/16	8	3/16	5	-	1412C
0090MC	3 1/2	2	18	457	3/8	10	1/4	6	0013C	0012C
0190MC	5 1/4	3	24	610	7/16	11	5/16	8	0113C	0112C
0290MC	8 1/2	4	30	762	1/2	13	3/8	10	0213C	0212C
0390MC	12 7/8	6	36	914	9/16	14	7/16	11	0313C	0312C
0590MC	17 1/8	8	42	1067	11/16	18	1/2	13	0513C	0512C

General Purpose Center Cut Bolt Cutters



- Series 2000 Bolt Cutter
- Drop-forged jaws with center-cut blades. Heat treated for wear resistance and long cutting life.
- Cuts soft, and medium/hard materials.
- Maximum hardness of material to be cut: Brinell 300 / Rockwell C31
- Toggle joints turn 50 lbs. (23 kg) hand pressure to 4000 lbs. (1.814 kg) of cutting pressure.
- Precision cast, 1-piece, aluminum alloy handles with rubber grips.

Code No.	Approx. Weight		Length		Soft Materials (Up to Brinell 200, Rockwell C15)		Hard Materials (Up to Brinell 300, Rockwell C31)		Replacement Cutterhead Code No.
	lbs	kg	Inch	mm	Inch	mm	Inch	mm	
1490AC	1,7	0,800	14	356	5/16	8	1/4	6	-
0090AC	2,4	1,100	18	457	3/8	10	5/16	8	0013AC
0190AC	4,0	1,800	24	610	7/16	11	3/8	10	0113AC

Center Cut – Mesh Cutters

- Mesh cutter with tubular steel handles.



Type	Code No.	Weight		Length		Cuts up to Rockwell HRC 40/mm	
		lbs	kg	Inch	mm		
800MS	T0130000800	6,4	2,900	31 1/2	800	8	2 x 7

Replacement cutterheads

813MS	T0130000813	for Cutter 800MS
--------------	--------------------	------------------

Boltcutter BC Series

- The Boltcutter Series BC from H.K.Porter® for D.I.Y. and professionals.
- A special blade design “Center cut”
- Cuts soft and medium / hard materials.
- Robust construction with steel handles and PVC grips.
- Cutterheads made of special alloyed steel.



Type	Code No.	Weight		Length		Cuts up to HRC 22		HRC 44	
		lbs	kg	inch	mm	inch	mm	inch	mm
BC340	T0131000320	2,0	0,900	13	340	1/4	6	3/16	5
BC400	T0131000400	2,2	1,000	16	400	5/16	7	1/4	6
BC450	T0131000450	3,5	1,600	18	450	3/8	10	5/16	7
BC610	T0131000610	5,1	2,300	24	610	7/16	11	23/64	9
BC800	T0131000800	9,8	4,400	31 1/2	800	1/2	13	7/16	11
BC900	T0131000900	10,4	4,700	35	900	9/16	15	1/2	13

Replacement cutterheads

BC453	T0131000453	for Cutter BC450
BC613	T0131000613	for Cutter BC610
BC813	T0131000813	for Cutter BC800
BC913	T0131000913	for Cutter BC900

Industrial Grade, Clipper Cut Cutters



End View

- All-purpose jaws with clipper-cut blades for close or flush cutting.
- Not for cutting hard materials.
- Maximum hardness of material to be cut: Brinell 300 / Rockwell C31
- Lockplate keeps jaws from loosening.
- Toggle joints turn 50 lbs. (23 kg) hand pressure to 4000 lbs. (1.814 kg) cutting pressure.
- Screw-type adjustment realigns edges.

Code No.	Approx. Weight		Length		Soft and Medium Hard Materials (Up to Brinell 200, Rockwell C15)		Hard Materials (Up to Brinell 300, Rockwell C31)		Replacement Cutterhead Code No.
	lbs	kg	Inch	mm	Inch	mm	Inch	mm	
1490MNE	2 3/4	1	14	356	5/16	8	1/4	6	1413NE
0090MNE	3 1/2	2	18	457	3/8	10	5/16	8	0013NE
0190MNE	5 1/4	3	24	610	7/16	11	3/8	10	0113NE
0290MNE	8 1/2	4	30	762	1/2	13	7/16	11	T0213NE

Angular Style Cutters

For Soft and Medium Hard Metals to 1/2" (13 mm)



End View

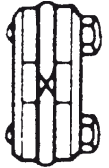
- Angular-style jaws with clipper-cut blades, have a 30° offset to keep work in view and hands clear of work surface while cutting.
- Cuts soft and medium materials.
- Maximum hardness of material to be cut: Brinell 300 / Rockwell C31

Code No.	Approx. Weight		Length		Soft Steel & Non-Ferrous Metals Up to Brinell 200, Rockwell C15		Medium Hard Metals Up to Brinell 300, Rockwell C31		Replacement Cutterhead Code No.
	lbs	kg	Inch	mm	Inch	mm	Inch	mm	
1490MAF	3	2	14	356	5/16	8	1/4	6	1413AF
0190MA	5 1/2	3	24	610	7/16	11	3/8	10	0113A
0390MA	13 1/8	6	36	914	9/16	14	1/2	13	0313A

Heavy Duty Cutters

Center Cut

- Recommended for the most demanding hand cutting applications.
- Heavy-duty straps support the jaws.
- Maximum hardness of material to be cut: Brinell 455 / Rockwell C48
- Lockplate keeps jaws from loosening.
- Toggle joints turn 50 lbs. (23 kg) hand pressure to 4000 lbs. (1.814 kg) cutting pressure.
- Screw-type adjustment realigns edges.
- With tubular steel handles.

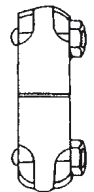


End View

Code No.	Approx. Weight		Length		Hard Metal, Wire Mesh and Reinforcing Rod and Bar		Replacement Cutterhead Code No.
	lbs	kg	Inch	mm	Inch	mm	
0190MCX	5 1/2	3	24	610	5/16	8	0113CX
0290MCX	9 1/4	4	30	762	3/8	10	0213CX
0390MCX	14 1/8	7	36	914	7/16	11	0313CX
0590MCX	18 1/4	8	42	1067	1/2	13	0513CX

End Cut Nipper

- End-cut blades are at right angles to handles for easier handling and head-on, close cutting in confined spaces.
- Cuts soft materials
- Maximum hardness of material to be cut: Brinell 200/Rockwell C15
- Lockplate keeps jaws from loosening.
- Toggle joints turn 50 lbs. (23 kg) hand pressure to 4000 lbs. (1.814 kg) cutting pressure.
- Screw-type adjustment realigns edges.
- Cutterhead 0113E available



End View

Code No.	Approx. Weight		Length		Soft Steel, Non-Ferrous Material		Wrought Iron		Soft Bolts, Rivets Screws, Wire	
	lbs	kg	Inch	mm	Inch	mm	Inch	mm	Inch	mm
0190ME	5 3/8	3	24	610	5/16	8	5/16	8	5/16	8

Nut Splitter

Splits Nuts up to 3/4" (19 mm), RC15



- Removes rusted or frozen nuts.
- Center-cut blades
- Blades swivel 360° for ease in splitting hard to reach nuts.
- Black-oxide, rust-resistant finish.
- Plastisol-coated handle
- Place blades across nut at 90° angles, turn power screw with impact or hand wrench to split nuts.
- Doesn't injure bolt or thread, splits both sides of nut at once.

Code No.	Approx. Weight		Length		Capacity	Replacement Blade (1 each) Code No.
	lbs	kg	Inch	mm		
1390PQ	3 1/8	2	11 3/4	299	Cuts nuts up to 3/4" (19 mm) across flats	1317PQ

Handklip® Cutter



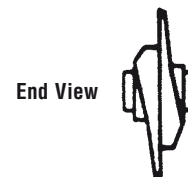
- Parrot-beak jaw with center-cut blades, to grasp wire and staples.
- Cuts wire, cable, and light chain, up to 3/16" (4,8 mm) diameter, soft and med. hard metals up to 1/4" (6,4 mm) diameter, and medium hard chain link.
- Maximum hardness of material to be cut: Brinell 300 / Rockwell C31
- Screw-type adjustment realigns edges.
- 1-handed operation
- Toolbox and pocket size
- Does NOT meet MIL-SPEC, customer service will provide information on MIL-SPEC tools.

Code No.	Approx. Weight		Length		Soft and Medium Hard Materials	
	oz	kg	Inch	mm	Inch	mm
0690C	13	0,500	9	229	3/16	5

Shear Type Hand Operated Cutters

- Lightweight, rugged cutter
- Drop-forged, alloy tool steel jaws with shear-cut blades.
- Cuts copper or aluminum, power and communications cable.
- Fiberglass handles for 2-handed control.

Power and Communications Cable Cutters



End View

Code No.	Approx. Weight		Length		Copper Power Cable	Aluminum Power Cable	Communications Cable		Replacement Cutterhead Code No.
	lbs	kg	Inch	mm			Inch	mm	
0290FCS	4 1/2	2	25 1/2	648	500 MCM	750 MCM	1 3/8	35	-
0390FCS	6	3	32	813	750 MCM	1200 MCM	1 3/4	44	0313FCS

Shear Type Cable Cutters

For Wire Rope to 3/4" (19 mm)



- Notched, shear-cut blades hold and lock cable in cutting position.
- Cuts steel cable, coarse- or fine-stranded cable, or wire rope with minimal distortion.
- Toggle joints turn 50 lbs. (23 kg) hand pressure to 4000 lbs. (1.814 kg) cutting pressure.
- Screw-type adjustment realigns edges.

Code No.	Approx. Weight		Length		Wire Rope		Hard Stainless Steel Cable		Aircraft Cable		Replacement Cutterhead Code No.
	lbs	kg	Inch	mm	Inch	mm	Inch	mm	Inch	mm	
1490MTN	2 3/4	1	14	356	1/4	6	1/4	6	1/4	6	-
0190MTN	5	2	24	610	3/8	10	3/8	10	3/8	10	0113TN
0390MTN	12	6	36	914	5/8	16	5/8	16	5/8	16	0313TN
0590MTN	17	8	42	1067	3/4	19	3/4	19	3/4	19	0513TN

Swaging Tool



- For crimping cable ferrules and stops.
- Strap cuts wire rope to 1/4" (6,4 mm).

Code No.	Approx. Weight		Length		Capacity	
	lbs	kg	Inch	mm	Inch	mm
0190NSL	7	3	25	635	1/16 - 3/16"	1,6 - 4,8

Communications Cable Cutters



- Shear-cut blades give clean, sharp cut with minimal distortion.
- Cuts lead- and rubber-covered communications cable only.
- Do NOT cut hard cable, ACSR, self-supporting strand, or steel.

Code No.	Approx. Weight		Length		Communications Cable Only	
	lbs	kg	Inch	mm	Inch	mm
0190CSP	5 1/4	3	23 1/2	597	1	25
0390CSP	10 3/4	5	37	940	2 1/4	57

Compact, Electric Cable Cutter

- High-leverage jaws with shear-cut blades.
- Do NOT cut steel or ACSR.
- Plastic covered, non-slip grips.
- Compact cutter fits into most tool pouches.
- NOT an insulated tool.
- Blister packed for easy point-of-purchase display.



Code No.	Approx. Weight		Length		Copper Cable mm	Aluminum Cable mm
	lbs	kg	Inch	mm		
0890CSJ	1	0,454	9 1/2	241	2	4

Pocket Wire Rope and Cable Cutter

- Top-quality, pocket-size cutter
- Shear-cut blades
- Excellent cutter for $\frac{3}{16}$ " (4,8 mm) hard $\frac{1}{4}$ " (6,4 mm) soft wire rope or cable, piano wire, or aircraft cable.
- Packaged for easy point-of-purchase display.



Code No.	Approx. Weight		Length		Cable Capacity		Rod Capacity	
	lbs	kg	Inch	mm	Inch	mm	Inch	mm
0690TN	1	0,454	7 1/2	190	$\frac{3}{16}$	5	$\frac{3}{32}$	2,4

Wire Cutter

- Center-cut blades
- Cuts mild steel (Brinel 140) (80.000 PSI) to $\frac{5}{32}$ " (4 mm) diameter
- Cuts hard steel (HRC 44) (208.000 PSI) to $\frac{3}{32}$ " (2,4 mm) diameter



Code No.	Approx. Weight		Length		Mild Steel Diameter		Hard Steel Diameter	
	lbs	kg	Inch	mm	Inch	mm	Inch	mm
PWC9	0,5	0,300	8 1/2	216	$\frac{5}{32}$	4	$\frac{3}{32}$	3

Steel Strap Cutter

For Strap to 3/4" (19 mm)



- Sheer-cut blades give clean, smooth, easy cuts.
- Lower jaw slides under the tightest strapping or staple.
- Workhead has black oxide, rust-resistant finish.
- Cuts steel strap up to 3/4" (19 mm) wide.
- Spring action handles with Plastisol® grips open jaws automatically before and after each cut.
- HKP's most popular strap cutter model.

Code No.	Approx. Weight		Length		Flat Steel Strap		Round Steel Tie Wire	
	lbs	kg	Inch	mm	Inch	mm	Inch	mm
0990T	1	0,550	9	229	3/4 x 0,035	19 x 1	0,080	2

Steel Strap Cutter

Cuts Steel Strap up to 1 1/4" (32 mm)



- Sheer-cut blades
- Workhead has black oxide, rust-resistant finish.
- 1-handed operation gives extra leverage for continuous cuts of wide steel strap, quickly and cleanly.
- Cushion grip handles.

Code No.	Approx. Weight		Length		Flat Steel Strap	
	lbs	kg	Inch	mm	Inch	mm
1290G	1 1/2	0,775	12	305	1 1/4 x 0,050	32 x 1

Heavy Duty, Steel Strap Cutter

For Strap to 2" (51 mm)



- Sheer-cut blades
- Cuts heavy steel strapping up to 2" (51 mm).
- Excellent for pallets, loading and unloading freight cars, trucks, and ships.
- Long-handled, goose neck, 2-hand operated cutter.
- Keep hands away from cutting area.

Code No.	Approx. Weight		Length		Flat Steel Strap	
	lbs	kg	Inch	mm	Inch	mm
2690GP	7	3	24	610	2 x 0,050	51 x 1

Compact Ratcheting Cable Cutter

1 3/16" (30 mm) Capacity

- Compact, lightweight cutter, for confined spaces.
- Ratchet-type jaws with shear-cut blades grip and hold while moderate pumping action cuts cable.
- Leaves no burrs or sharp edges.
- Both blades cut.
- Fiberglass handles with non-slip, plastic grips.
- Cutter has self-lubricating ratchet and only 6 moving parts.
- Note: MCM capacity does not include cable insulation, MCM capacity equates to conductor size only.




Code No.	Approx. Weight		Length		Copper Cable	Aluminum Cable	Communication Cable	
	lbs	kg	Inch	mm			Inch	mm
6990FS	3 1/2	2	14	356	500 MCM/240 mm ²	795 MCM/425 mm ²	1 3/16	30

*Do Not Cut EHS guy wire

Ratchet Type, Soft Cable Cutter

2" (51 mm) Capacity

- Jaw keeper prevents jaws from spreading while under heavy load.
- Cuts copper and aluminum communications and power cable in sizes up to 2" (51 mm), including rubber or lead covered cable.
- Improved heavy duty jaw design.
- Built for tough conditions.
- Ratchet mechanism provides as much as 5 times mechanical advantage over manual cutters.
- Cuts all types of copper and aluminum cables up to 2500MCM.



Code No.	Approx. Weight		Length		Copper and Aluminum Cable, All Types		Replacement Cutterhead Code No.
	lbs	kg	Inch	mm	Inch	mm	
8690FSK	3 1/2	4	27 1/2	700	2	51	8613FSK

Ratchet-type, Soft Cable Cutters


8790FSK

8790CS

- Jaws with shear-cut blades, have special pivoting handle to allow cutterhead to be opened to maximum width independent of handle position.
- Cuts copper and aluminum, power and communications cable.
- Specially designed to cut conductors with large insulation.
- Maximum handle spread of 22" (559 mm) for working in confined spaces.
- Advanced cutter gives mechanical advantage of over 50 to 1.
- For special applications contact customer service department.

Code No.	Approx. Weight		Length		Copper and Aluminum Power/Comm. Cable		Replacement Cutterhead Code No.
	lbs	kg	Inch	mm	Inch	mm	
8790FSK	10 1/2	5	27 1/2	700	2	51	8713FSK
8790CS	15	6	27 1/2	700	3	73	-

Ratchet-type, Hard Cable Cutter

1 3/16" (30 mm) Capacity



- Jaw keeper prevents jaws from spreading while under heavy load.
- Shear-cut blades
- Ratchet and chain increase cutting pressure as handles open and close.
- Cuts hard cable, ACSR, ACAR, ZEBRA, and self-supporting telephone cable, with minimal distortion.
- Moderate pressure needed to open and close handles.
- Can be used effectively with short strokes in confined spaces.
- Increased mechanical advantage over manual cutters.
- Not recommended for cutting insulated copper or aluminum cable.

Code No.	Approx. Weight		Length		ACSR, ACAR, ZEBRA, and Telephone Cable (self supporting)		Replacement Cutterhead Code No.
	lbs	kg	Inch	mm	Inch	mm	
8690FH	10 1/2	5	29 1/4	743	1 3/16	30	8613FH

Ratchet-type, Guy Strand Cutter

- Notched shear-cut blades hold material firmly in place while ratchet and chain produce easy, progressive cuts.
- Cuts EHS guy strand, mild steel rods and bolts, and similar materials.
- Makes clean, square cuts with minimal distortion.
- Increased mechanical advantage over manual cutters.

1/2" (13 mm) Capacity



Code No.	Approx. Weight		Length		EHS Guy Strand		Common Guy Strand		Replacement Cutterhead Code No.
	lbs	kg	Inch	mm	Inch	mm	Inch	mm	
8690CK	8 3/4	4	28	711	1/2	13	1/2	13	8613CK

Ratchet-type, Wire Rope Cutter

- Ratchet-type jaws with notched shear-cut blades hold and lock material in place.
- Cuts aircraft cable, EHS guy strand, wire rope, and hard, stainless-steel cable.
- Cuts all strands with minimal crushing or distortion.
- Increased mechanical advantage over manual cutters.


3/4" (19 mm) Capacity



Code No.	Approx. Weight		Length		EHS Guy Strand		Aircraft Cable, Hard Stainless Steel Cable		Replacement Cutterhead Code No.
	lbs	kg	Inch	mm	Inch	mm	Inch	mm	
8690TN	13	6	36	914	5/8	16	3/4	19	8613TN

Pneumatic Cutters

Rod Cutter Workhead



Air consumption per cutting operation at

Type	6 bar	9 bar
9190	2,9 l	4,2 l
9290	6,5 l	9,5 l

- Recommended pressure 6-9 bar.
- Used in the wire-shelving industry.
- No exhaust shock.
- 5 cutterheads available for a wide range of production needs: center-cut, clipper-cut, angular jaws, and endcut.
- Cuts soft, medium, or hard materials.
- Heavy-duty workhead (9290 series) has 5" bore (127 mm) and 3" stroke (76 mm).
- Light duty workhead (9190 series) has 4" bore (102 mm) and 2" stroke (51 mm).
- Cutting controlled by manual pressure.
- Filter-lubricator units recommended in air supply line for long tool service.
- C- "Center Cut" for soft, medium, hard metals to Brinell 400, Rockwell C42.
- NE- "Clipper Cut" for close cutting, soft or medium hard metals to Brinell 300, Rockwell C31.
- A- "Angular cut" for soft or medium hard metals to Brinell 300, Rockwell C31.

Code No.	Description	A		B		C		Approx. Weight		Capacity	
		Inch	mm	Inch	mm	Inch	mm	lbs	kg	Inch	mm
9190C	Light duty, Center Cut	15	381	7 1/4	184	3 1/8	79	11	5	3/8	10
9190NE	Light duty, Clipper Cut	15	381	7 1/4	184	3 1/8	79	11	5	3/8	10
9190A	Light duty, Angular Cut	15	381	7 1/4	184	3 1/8	79	11	5	3/8	10
9290C	Heavy duty, Center Cut	17 1/2	445	10	254	3 3/4	95	18 1/4	9	1/2	13
9290NE	Heavy duty, Clipper Cut	17 1/2	445	10	254	3 3/4	95	18 1/4	9	1/2	13

Replacement Cutterhead

9113C	for 9190C
9213C	for 9290C
9113NE	for 9190NE
9213NE	for 9290NE
9113A	for 9190A

Additional spare parts on inquiry.

3/8" (#3) and 1/2" (#4) Extendable Rebar Bender

- Dual Use Head Allows Bending for Both #3 and #4 Rebar
- Push Button Extends Bender to 35 inches for Maximum Leverage; Collapses to Just 21 inches for Convenient Storage and Portability
- 14-Position Indexing Head Adjusts with Center Push Button to Allow Total Access for Maximum Leverage
- Extra-Sturdy Steel Handles for the Toughest Conditions
- Super-Strong Indexing Head Grips Rebar Securely for Accurate Bends



Code No.	Weight		Variable Length		Capacity		Shelf Pack Quantity
	lbs	Kg	inch	mm	inch	mm	
RB4	4,70	2,10	22 3/4 - 35	578 - 890	3/8 and 1/2	9,5 and 12,5	1

5/8" (#5) Indexing Rebar Bender

- 14-Position Indexing Head Adjusts with Center Push Button to Allow Total Access for Maximum Leverage
- Extra-Sturdy Steel Handles for the Toughest Conditions
- Super-Strong Indexing Head Grips Rebar Securely for Accurate Bends



Code No.	Weight		Length		Capacity		Shelf Pack Quantity
	lbs	Kg	inch	mm	inch	mm	
RB5	8,75	4,0	44 1/4	1124	5/8	16	1

3/4" (#6) Indexing Rebar Bender

- 14-Position Indexing Head Adjusts with Center Push Button to Allow Total Access for Maximum Leverage
- Extra-Sturdy Steel Handles for the Toughest Conditions
- Super-Strong Indexing Head Grips Rebar Securely for Accurate Bends



Code No.	Weight		Length		Capacity		Shelf Pack Quantity
	lbs	Kg	inch	mm	inch	mm	
RB6	8,75	4,0	44 1/4	1124	3/4	19	1



**Soldering Tools, Accessories,
Insulated Screwdriver and Pliers**

Weller®

Weller® Table of Contents

Contents	Page No.
Soldering Stations & Accessories	145–147
Soldering Guns & Accessories	148–150
Soldering Irons & Accessories, SPN + SI Series	151–154
Therma-Boost Heat Tool	155
Soldering Irons & Accessories, Series Mini 2000	156–157
Supports for Soldering Irons & PCB Holder	158–159
Solder Accessories	160–164
Other Accessories	165
Battery powered soldering iron	165–166
Cordless Soldering Irons & Accessories	167–173
Hobbykits for Pokerwork and Stained Glass & Accessories	174
Hobbykits for Stained Glas	175
Soldering Irons for Stained Glass & Accessories	176
Soldering Stations for Stained Glass & Accessories	177
Compact smoke absorbe	178
Pliers, 1000 Volts insulated	179–180
Weller® Numerical Index	210–211

Temperature Controlled Soldering Stations

- Ideal for all soldering applications that do not need a high-end station but to be done professionally.
- Designed for use in repair, service and ambitions hobby, especially for RC moduls.
- Touch screen technology.
- Heat-up time 15 sec.
- Integrated micro soldering pencil 40W, with ergonomic design.
- Built-in Stop+Go function for energy efficient switch off.
- Content:
WHS M soldering station with 40W micro soldering pencil, safety rest, RT 3 integrated soldering tip chisel shaped 1,3 mm and energy efficient switch mode power supply 100 - 240 V
- The temperature range can be controlled between 100°C and 400°C



Type	Code No.	Watts	Volts	Hz	Weight g	Shelf Pack
WHS M	T0056832699	40	100 – 240	50/60	1300	1
WHS M (UK)	T0056832399	40	100 – 240	50/60	1520	1

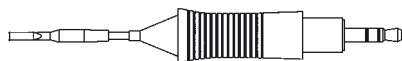
Temperature Controlled Soldering Stations

- Like WHS M, plus rechargeable battery for mobile, cordless service.
- Latest LiFePo4 rechargeable technology
- Up to 1 hour soldering capacity.
- Recharge time 20 minutes.
- Content:
WHS MC soldering station with rechargeable battery micro soldering pencil, safety rest, RT 3 integrated soldering tip chisel shaped 1,3 mm and energy efficient switch mode power supply 100 - 240 V
- The temperature range can be controlled between 100°C and 450°C



Type	Code No.	Watts	Volts	Hz	Weight g	Shelf Pack
WHS MC	T0056833699	40	100 – 240	50/60	1520	1
WHS MC (UK)	T0056833399	40	100 – 240	50/60	1720	1

Tips and Accessories for Soldering Stations WHS M & WHS MC



- High efficient soldering tips with integrated heating element
- Blister packet

Type	Code No.	Description	Diameter mm	Width mm	Shelf Pack
RT 2	T0054460289	Pointed	0,8		1
RT 3	T0054460389	Chisel shaped straight		1,3 x 0,4	1
RT 5	T0054460589	Chisel shaped bent		0,8 x 0,4	1
RT 8	T0054460889	Chisel shaped straight		2,2 x 0,6	1



- Car Adapter 12 V

Code No.	Description	Shelf Pack
T0058751880	Car Adapter 12 V	1

Temperature Controlled Soldering Station

- Soldering Station 80 W, with soldering iron 50 W, 24 V.
- Analogic controlled electronic for soldering tools up to 80 W.
- Temperature control via rotary potentiometer
- Temperature range 150°C – 450°C
- Automatic tool recognition
- Protection class 1
- Consists of:
Control unit P81, Soldering iron LR 21 (50 W) with soldering tip LT M (Chisel shaped 3,2 mm) and safety rest KH 20



Type	Code No.	Description	Watts	Volts	Weight g	Shelf Pack
WHS50	T0056830699	Soldering Station analog	40	230	3100	1

Soldering Tips for Soldering Station WHS50

Type	Code No.	Description	Width mm	Shelf Pack
LT K	T0054441300	Chisel shaped	1,2	1
LT M	T0054441500	Chisel shaped	3,2	1
LT DD45	T0054447800	Round, sloped 45°	2,2 x 0,6	1

Spare Parts for Soldering Station WHS50

Type	Code No.	Description	Weigh g	Shelf Pack
LR 21	T0052510699	Soldering iron 50 W, 24 V, with tip LT M	180	1
KH 20	T0051502099	Safety rest	488	1

Temperature Controlled Soldering Stations

- The temperature range can be controlled between 200°C and 450°C. The WHS40 soldering station from Weller rules out the risk of temperature shocks which can occur with conventional soldering bits.
- Desired temperatures can be set precisely in such a way that you no longer have to worry about overheating sensitive areas.
- Consist of power unit, soldering iron with nickel-plated tip 2,0 mm and safety rest.



Type	Code No.	Watts	Volts	Hz	Weight g	Shelf Pack
WHS40	T0056806699	40	230	50	1460	1
WHS40 (UK)	T0056806399	40	230	50	1488	1

Temperature Controlled Digital Soldering Stations

- The new electronically controlled soldering station WHS40D operates with a temperature range of 150°C–450°C.
- The precise soldering tip temperature shows on the digital read-out (pre-set and real value).
- This soldering station is suitable for delicate soldering tasks on temperature sensitive components.
- LED to monitor the heater is integrated in the display.
- The temperature adjusts via buttons.
- Consist of power unit, soldering iron with "Longlife" tip 2,0 mm and safety rest.



Type	Code No.	Watts	Volts	Hz	Weight g	Shelf Pack
WHS40D	T0056828699	40	230	50	1460	1
WHS40D (UK)	T0056828399	40	230	50	1490	1

Straight Tips for Soldering Stations WHS40 and WHS40D

Type	Code No.	Packed	Nickel plated	Longlife	Diameter mm	Width mm	Shelf Pack
43113	T0054311399	Polybag	x		3,5	2,0	1
S3	T0054003499	Carded	x		3,5	3,5	6
S31	T0054321099	Carded		x	3,5	0,4	6
S32	T0054321199	Carded		x	3,5	2,0	6

(S3 = 3 tips on card)

Spare Parts for Soldering Stations WHS40 and WHS40D

Type	Code No.	Description	Weight g	Shelf Pack
WH40	T0056810699	Soldering Iron with "Longlife" tip 2,0 mm	116	1
	T0058743708	Sponge (2 pcs.)	5	1
	T0058743709	Spring with funnel	35	1

Expert Soldering Guns



- Red housing with built-in illumination of the solder-joint and cooper soldering tip.
- All purpose gun, that tackles soldering, cutting, sealing and pokerwork with instant heat through interchangeable tips.
- Operated by fingertip trigger.
- 8100 UCK/UDK/UCPK contain 8100 Expert soldering gun, coil of multi-purpose solder, cutting tip, smoothing tip and a soldering aid tool.
- UC & UD: Packaging with inspection window without accessories.
- UCK: Packaging with inspection window with accessories.
- UCPK & UDK: In plastic case with accessories.



Type	Code No.	Watts	Volts	Hz	Weight g	Shelf Pack
8100UC	T0050200299	100	230	50	1300	6
8100UCK	T0050201299	100	230	50	1330	6
8100UCPK	T0050202299	100	230	50	1400	6
8100UD (UK)	T0050107299	100	230	50	1300	6
8100UDK (UK)	T0050107899	100	230	50	1400	6

Standard Soldering Guns



- Black housing with copper soldering tip.
- Universal soldering gun with instant heat fingertip trigger.
- Ideal for hobbies, model making and home repairs.
- 9200 UCPK/UDK contain 9200 standard soldering gun, coil of multi-purpose solder, cutting tip, smoothing tip and a soldering aid tool.
- UC & UD: Packaging with inspection window without accessories.
- UCPK & UDK: In plastic case with accessories.



Type	Code No.	Watts	Volts	Hz	Weight g	Shelf Pack
9200UC	T0050206399	100	230	50	1236	6
9200UCPK	T0053813199	100	230	50	1390	6
9200UD (UK)	T0050206499	100	230	50	1230	6
9200UDK (UK)	T0050206999	100	230	50	1400	6

Standard UC3 Soldering Gun

- Housing in ocean blue with copper soldering tip in triangular packaging, accessories not including.



Type	Code No.	Watts	Volts	Hz	Weight g	Shelf Pack
9200UC3	T0050208499	100	230	50	1080	12


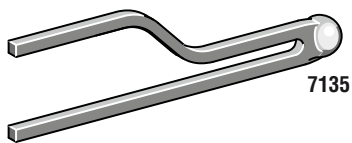
Robust Soldering Guns

- Yellow housing with built-in solder-joint illumination.
- Professional heavy-duty gun with iron-plated Longlife soldering tip.



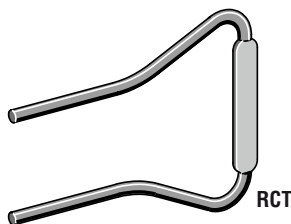
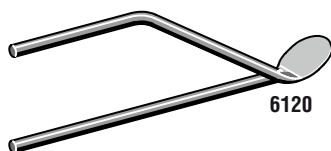
Type	Code No.	Watts	Volts	Hz	Weight g	Shelf Pack
05C	T0050500299	250	230	50	1830	6

Tips for Expert Soldering Gun 8100




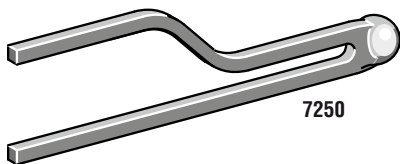
Type	Code No.	Description	Shelf Pack
7135	T0054000299	Copper soldering tip (2 on card)	12
6110	T0054000199	Cutting tip	12
6120	T0054000399	Smoothing tip	12
PL-1	T0054001299	Sealing tip & Teflon tape (for sealing plastic)	12
01101	T0054001499	Sealing tip (for plastic)	12
RCT	RCT	Rope cutting tip	12

Tips for Standard Soldering Gun 9200



Type	Code No.	Description	Shelf Pack
7135	T0054000299	Copper soldering tip (2 on card)	12
6110	T0054000199	Cutting tip	12
6120	T0054000399	Smoothing tip	12
PL-1	T0054001299	Sealing tip & Teflon tape (for sealing plastic)	12
01101	T0054001499	Sealing tip (for plastic)	12
RCT	RCT	Rope cutting tip	12

Tips for Robust Soldering Gun 05



Type	Code No.	Description	Shelf Pack
7250	T0054000499	Copper soldering tip	12
6150	T0054000599	Soldering tip (iron plated, Longlife)	12
6130	T0054000899	Cutting tip	12
6140	T0054001099	Smoothing tip	12
03102	T0054001899	Sealing tip (for plastic)	12

Soldering Irons, SPN Series

Light Duty Irons, 15 Watts

- Three 5mm high-temperature, long-life LEDs for superior soldering accuracy
- Co-molded, soft-grip ribbed handle design for maximum comfort
- Triangular area for maximum of tip control and round handle for ease of tip rotation
- High-performance stainless steel heater
- Cord strain relief for extended life
- Fitted with straight tip, nickel plated 2.0 mm (Type S5)
- Applications: micro components, electronic kits, low voltage wiring, wire connection 18AWG (0.04" diameter)



Code No	Watts	Volts	Hz	Temperature	Weight	Cord length	Shelf Pack
SP15NEU	15	230	50	400° C	140g	5ft / 1,6 m	6
SP15NUK	15	230	50	400° C	140g	5ft / 1,6 m	6
SP15NCH	15	230	50	400° C	140g	5ft / 1,6 m	6
SP15NZA	15	230	50	400° C	140g	5ft / 1,6 m	6

Standard Duty Irons, 25 Watts

- Three 5mm high-temperature, long-life LEDs for superior soldering accuracy
- Co-molded, soft-grip ribbed handle design for maximum comfort
- Triangular area for maximum of tip control and round handle for ease of tip rotation
- High-performance stainless steel heater
- Cord strain relief for extended life
- Fitted with straight tip, nickel plated 0.8mm cone form (Type MT1)
- Applications: printed circuit boards, radio controlled, indoor lighting, wire connection 12 AWG (0.08" diameter)



Code No	Watts	Volts	Hz	Temperature	Weight	Cord length	Shelf Pack
SP25NEU	25	230	50	400°C	140g	5ft / 1,6 m	6
SP25NUK	25	230	50	400°C	140g	5ft / 1,6 m	6
SP25NCH	25	230	50	400°C	140g	5ft / 1,6 m	6
SP25NZA	25	230	50	400°C	140g	5ft / 1,6 m	6

Kit version with additional tips: MT2 (screwdriver form 4,0 mm) and MT3 (chisel form 4,0 mm) soldering aide tool and lead-free solder

SP25NKEU	25	230	50	400°C	140g	5ft / 1,6 m	6
SP25NKUK	25	230	50	400°C	140g	5ft / 1,6 m	6
SP25NKCH	25	230	50	400°C	140g	5ft / 1,6 m	6
SP25NKZA	25	230	50	400°C	140g	5ft / 1,6 m	6

Medium Duty Irons, 40 Watts

- Three 5mm high-temperature, long-life LEDs for superior soldering accuracy
- Co-molded, soft-grip ribbed handle design for maximum comfort
- Triangular area for maximum of tip control and round handle for ease of tip rotation
- High-performance stainless steel heater
- Cord strain relief for extended life
- Fitted with straight tip, nickel-plated 6.3mm (Type MT10)
- Applications: hobby models, small appliance, small engine repair, crafts, wire connections 8 AWG (0.13" diameter)



Code No	Watts	Volts	Hz	Temperature	Weight	Cord length	Shelf Pack
SP40NEU	40	230	50	482°C	160g	5ft / 1,6 m	6
SP40NUK	40	230	50	482°C	160g	5ft / 1,6 m	6
SP40NCH	40	230	50	482°C	160g	5ft / 1,6 m	6
SP40NZA	40	230	50	482°C	160g	5ft / 1,6 m	6

Kit version with additional tips: ST2 (screwdriver form 2.4mm) and ST7 (conical form 0.8mm) soldering aide tool and lead-free solder

SP40NKEU	40	230	50	482°C	160g	5ft / 1,6 m	6
SP40NKUK	40	230	50	482°C	160g	5ft / 1,6 m	6
SP40NKCH	40	230	50	482°C	160g	5ft / 1,6 m	6
SP40NKZA	40	230	50	482°C	160g	5ft / 1,6 m	6

Medium Duty Irons, 80 Watts

- Three 5mm high-temperature, long-life LEDs for superior soldering accuracy
- Co-molded, soft-grip ribbed handle design for maximum comfort
- Triangular area for maximum of tip control and round handle for ease of tip rotation
- High-performance stainless steel heater
- Cord strain relief for extended life
- Fitted with straight tip, iron-plated, „Longlife“ 9.5mm (Type MTG20)
- Applications: audio systems, electrical grounding, automotive, marine, jewelry, wire connection 4 AWG (0.20" diameter)




Code No	Watts	Volts	Hz	Temperature	Weight	Cord length	Shelf Pack
SP80NEU	80	230	50	482°C	200g	5ft / 1,6 m	6
SP80NUK	80	230	50	482°C	200g	5ft / 1,6 m	6
SP80NCH	80	230	50	482°C	200g	5ft / 1,6 m	6
SP80NZA	80	230	50	482°C	200g	5ft / 1,6 m	6

Soldering Irons, SI Series

Heavy Duty Irons 120, 175 and 200 Watts

- Heavy duty irons for the professional user and light industrial operator.
- For demanding jobs like sheet metal work.
- SI120 fitted with bent tip, nickel-plated 12,5 mm (type 43110)
- SI175 fitted with bent tip, nickel-plated 16,0 mm (type 43111)
- SI251 fitted with bent tip, nickel-plated 20,0 mm (type 43112)



Type	Code No.	Watts	Volts	Hz	Temperature	Weight g	Shelf Pack
SI120	T0056807699	120	230	50	460°C	930	6
SI120 (UK)	T0051807799	120	230	50	460°C	870	6
SI175	T0056808699	175	230	50	500°C	1030	6
SI175 (UK)	T0051808799	175	230	50	500°C	970	6
SI251	T0056809699	200	230	50	490°C	1190	6

Soldering Tips, Nickel-Plated, Packed on Card

For Soldering Iron	Type	Code No.	Description	Diameter mm	Width mm	Shelf Pack
SP15L / SI15 / SP15N	S5	T0054313199	straight, 3 pcs.	3,5	2,0	6
	S3	T0054003499	straight, 3 pcs.	3,5	3,5	6
SP25L / SP25N	MT1	T0054313299	straight, 3 pcs.	4,5	0,8	6
	MT2	T0054313399	straight, 3 pcs.	4,5	4,0	6
	MT6	T0054313499	smoothing tip, 1 pc.	4,5	10,0	6
	HK11	T0054313599	hot knife, 1 pc.	4,5	–	6
SP40L / SI40 / SP40N	MT10	T0054313699	straight, 3 pcs.	6,3	6,3	6
	S4	T0054003299	bent, 3 pcs.	6,3	6,3	6
SP80L / SI75 / SP80N	S8	T0054003399	bent, 2 pcs.	9,5	9,5	6
SI100 / SI120	S7	T0054311099	bent, 1 pc.	12,5	12,5	6

Soldering Tips, Nickel-Plated, Packed in Polybag

For Soldering Iron	Type	Code No.	Description	Diameter mm	Width mm	Shelf Pack
SP15L / SI15 / SP15N	43113	T0054311399	straight	3,5	2,0	1
	43115	T0054311599	straight	3,5	3,5	1
SI25 / SP25N	43003	T0054300329	straight	4,5	4,5	1
	43004	T0054300499	bent	4,5	4,5	1
SP40L / SI40 / SP40N	43105	T0054310500	straight	6,3	6,3	1
	43108	T0054310899	bent	6,3	6,3	1
SP80L / SI75 / SP80N	43106	T0054310629	straight	9,5	9,5	1
	43109	T0054310929	bent	9,5	9,5	1
SI100 / SI120	43107	T0054310799	straight	12,5	12,5	1
	43110	T0054311000	bent	12,5	12,5	1
SI175	43111	T0054311199	bent	16,0	16,0	1
SI251	43112	T0054311299	bent	20,0	20,0	1

Soldering Tips, Iron-Plated "Longlife", Packed on Card

For Soldering Iron	Type	Code No.	Description	Diameter mm	Width mm	Shelf Pack
SP15L / SI15 / SP15N	S31	T0054321099	straight	3,5	0,4	6
	S32	T0054321199	straight	3,5	2,0	6
SI25 / SP25N	S33	T0054320099	straight	4,5	2,0	6
	S34	T0054320199	straight	4,5	3,0	6
	S35	T0054320299	straight	4,5	5,0	6
SP40L / SI40 / SP40N	S36	T0054322099	straight	6,3	5,0	6
	S37	T0054322299	bent	6,3	5,0	6
SP80L / SI75 / SP80N	S38	T0054323099	straight	9,5	7,0	6
	S39	T0054323299	bent	9,5	7,0	6
	MTG20	T0054313799	straight	9,5	9,5	6
SI100 / SI120	S41	T0054324399	bent	12,5	12,5	6

Replacement Parts for Soldering Irons

For Soldering Iron	Type	Code No.	Description	Shelf Pack
SI120	64256	T0056425699	Replacement heating element	1
SI175	64266	T0056426699	Replacement heating element	1
SI251	64276	T0056427699	Replacement heating element	1

Therma-Boost Heat Tool



- Therma-Boost trigger gives you added bursts of power when you need it
- Red and green lights on the back indicate Standard and Therma-Boost modes
- Kit includes Therma-Boost heat tool, six multi-use tips, stand and instructions.
- Heats up to working temperature in just 45 seconds
- Designed for continuous use
- Ultra light weight, weights just 236 g
- Tips included: foam cutting, rope cutting, conical, scoring, smoothing, screwdriver
- Temperature, max. 510°C


Type / Code No.	Watts	Volts	Hz	Weight g	Shelf Pack
TB100EU	30 / 130	230	50	394	5
TB100UK	30 / 130	230	50	405	5
TB100ZA	30 / 130	230	50	405	5

Replacement Parts for Therma-Boost

Foam Cutting



Rope Cutting



Conical



Scoring



Smoothing

Type / Code No.	Description	Shelf Pack
TB5TKEU	Tip Set (5 pcs.)	3

Soldering Irons, Series Mini 2000

- Specifically designed for the electronic hobbyist.
- Lightweight iron, perfectly balanced, with an ergonomically designed handle.
- Available in 12, 15 and 20 Watts plus a 12 Volt version with 15 Watts for connecting to a car battery.
- Type WM12 fitted with nickel-plated tip, width 2,4 mm
- Type WM12L fitted with iron-plated "Longlife" tip, width 2,0 mm
- Type 2012 fitted with nickel-plated tip, width 0,65 mm
- Type WM15L and WM15L12 fitted with iron-plated "Longlife" tip, width 2,0 mm
- Type 2015 fitted with nickel-plated tip, width 2,0 mm
- Type WM20 and 2020 fitted with nickel-plated tip, width 3,5 mm
- WM20L fitted with iron-plated "Longlife" tip, width 3,5 mm



Type	Code No.	Watts	Volts	Hz	Temperature	Weight g	Shelf Pack
WM12	T0056811199	12	230	50	395°C	215	6
WM12L	T0056812199	12	230	50	395°C	215	6
2012 (UK)	T0056811299	12	230	50	395°C	195	6
WM15L	T0056813199	15	230	50	450°C	215	6
WM15L12	T0056810099	15	12	AC/DC	450°C	145	6
2015 (UK)	T0056814299	15	230	50	450°C	198	6
WM20	T0056815199	20	230	50	450°C	220	6
WM20L	T0056816199	20	230	50	450°C	220	6
2020 (UK)	T0056815299	20	230	50	450°C	200	6

Soldering Tips for Soldering Irons, Series Mini 2000



For Soldering Iron	Type	Code No.	Width mm	Nickel Plated	Iron-Plated "Longlife"	Shelf Pack
WM12	MTN1	T0054301099	0,65/2,4	x		6
WM20	MTN2	T0054301199	2,4/3,5	x		6
WM12L, WM15L	MTL1	T0054301299	2,0		x	6
WM20L	MTL2	T0054301399	3,5		x	6
2012 (UK)	STT1	T0054329599	0,25	x		6
2015 (UK)	STT2	T0054329699	2,0	x		6
2020 (UK)	STT3	T0054329799	3,5	x		6

(Tips STT = 3 pcs./all tips are packed on card)

High Performance Soldering Iron WPS18MP

- High performance soldering iron.
- Outstanding performance patented power supply design.
- Heats up to 480°C in just 35 seconds, 3 times faster than a regular 60-Watts iron.
- Red power-on LED changes to green when iron reaches the working temperature.
- Tip is elevated when tool is placed flat on work surface-no stand is needed.
- Modular plug for easy tip exchange.
- Bright LED illuminates solder joints.
- Iron includes conical tip 0,8mm.



Type / Code No.	Description	Watts	Volts	Shelf Pack
WPS18MPEU	Soldering Iron, High Performance	18	9V, DC	4
WPS18MPUK (UK)	Soldering Iron, High Performance	18	9V, DC	4

Soldering Tips for WPS18MP

- Soldering tip with integrated heating element and modular plug

WPS10EU



WPS11EU



Type / Code No.	Description	Diameter / Width mm	Shelf Pack
WPS10EU	Conical	0,8	6
WPS11EU	Chisel shaped	3,2	6

Support KH15



Type	Code No.	Description	Weight g	Shelf Pack
KH15	T0051502199	For soldering irons, series Mini 2000	425	1
KH16	T0051516599	For soldering station WHS M + WHS MC	460	1

Support AH1




Type	Code No.	Description	Weight g	Shelf Pack
AH1	T0051239800	For soldering irons up to 75 Watts, Hobbykit 1 & 2 and Series Mini 2000	20	1

Support AH2/AH3



Type	Code No.	Description	Weight g	Shelf Pack
AH2	T0058718701	For soldering irons up to 100 Watts	69	1


Support KH30



Type	Code No.	Description	Weight g	Shelf Pack
KH30	T0051504099	For soldering irons up to 100 Watts, Hobbykit 1 and 2	620	1

PCB Holder

- Maximum mounting surface of 160 x 235 mm.
- PCB's and components can be rotated through 360° at increments of 15°.
- Work-piece is held in place by spring clamps.
- Side pieces are adjustable along a continuum. Hexagonal socket screws hold in place.
- Built-in, non-slip rubber feet.
- A firm work surface is assured by a well positioned centre of gravity and built-in rubber feet.
- Moveable arm with cushion grip holds components in place.
- Offers many possibilities for attaching different shaped components, connectors, soldering strips etc.



Type	Code No.	Description	Weight g	Shelf Pack
ESF120	T0051502599	Euro-Solder-Fix	460	1

Solder, Lead Free, EL99/1



- "Lead free" solder S-Sn99Cu1, DIN EN 29453 (Sn99,3Cu0,7). 2,2% resin DIN EN 29454, 1.1.2.B (EN 6190-ROM1)

Type	Code No.	Description	Packed	Shelf Pack
EL99/1-25	T0054025099	Lead free solder 25 g, Ø 1,0 mm	Carded	6
EL99/1-100	T0054025199	Lead free solder 100 g, Ø 1,0 mm	Carded	6
EL99/1-250	T0054025299	Lead free solder 250 g, Ø 1,0 mm	Carded	6

Solder BL50/50-100



Type	Code No.	Description	Packed	Shelf Pack
BL 50/50-100	T0054002499	Solder 100 g, Ø 1,5 mm SN50P649Cu1 DIN EN 29454-1, 1.1.2B	Carded	6

Solder RL 60/40-100



Type	Code No.	Description	Packed	Shelf Pack
RL 60/40-100	T0054002599	Solder with a resin-core, 100 g, Ø 1,5 mm S-Sn60Pb38Cu2 DIN EN 29454-1, 1.1.2B	Carded	6

Soldering Grease LF 25



Type	Code No.	Description	Packed	Shelf Pack
LF 25	T0054002699	Soldering grease, 20 g. For tin plating of copper, brass or sheet steel DIN EN 29454-1 / 3.1.1.C	Carded	6

Solder Solution LW 25



Type	Code No.	Description	Packed	Shelf Pack
LW 25	T0054002799	Solder solution, approx. 25 ml. DIN EN 29454-1 / 3.1.1.C	Carded	6

Stone salmiak LS 25



Type	Code No.	Description	Packed	Shelf Pack
LS 25	T0054002899	Cleaning stone for soldering tips. Stone salmiak, approx. 70 g 65 x 45 x 20 mm, Ammonium chloride	Carded	6

Solder RL 60/40-250



Type	Code No.	Description	Packed	Shelf Pack
RL 60/40-250	T0054004299	Solder with resin-core , 250 g, Ø 1,5 mm S-Sn60Pb38Cu2 DIN EN 29454-1, 1.1.2B	Carded	6

Electronic Solder L 60/40-25



Type	Code No.	Description	Packed	Shelf Pack
L 60/40-25	T0054002999	Solder with resin-core, 25 g, Ø 1 mm on reel S-Sn60Pb38Cu2 DIN EN 29453 DIN EN 29454-1, 1.1.2B	Carded	6

Electronic Solder EL 60/40-100



Type	Code No.	Description	Packed	Shelf Pack
EL 60/40-100	T0054004599	Electronic solder with resin-core, 100 g, Ø 1 mm S-Sn60Pb38Cu2 DIN EN 29454-1, 1.1.2B	Carded	6

Tiffany Solder TL 60/40-100



Type	Code No.	Description	Packed	Shelf Pack
TL 60/40-100	T0054009099	Solder, 100 g, Ø 3 mm, for Tiffany work S-Sn60Pb40 DIN EN 29453	Carded	6

Solder Assortment WLS 20-65



Type	Code No.	Description	Packed	Shelf Pack
WLS 20-65	T0054009499	Solder assortment for hobbyists 1 Solder Wire, 20 g, Ø 1,5 mm S-Pb70Sn30, DIN EN 29453 1 Stone 65 x 45 x 20 mm, Ammonium chloride 1 Solder solution 25 ml, DIN EN 29453, 3.1.1.A 1 Solder grease 20 g, DIN EN29454, 3.1.1A	Carded	6

Solder Rods WLS 30



Type	Code No.	Description	Packed	Shelf Pack
WLS 30	T0054010699	For zinc gutters and gutter pipes made from Titanic-Zinc and galvanized steel 3 Solder rods, 20 cm long, approx. 40 g each S-Pb70Su30, DIN EN 29453	Carded	6

Fitting Solder FL 97/3



Type	Code No.	Description	Packed	Shelf Pack
FL 97/3	T0054010999	Fitting solder No. 3, 100 g, Ø 3 mm S-Su97Cu3, DIN EN 29453	Carded	6

Other Accessories



DSP11

Type	Code No.	Description	Packed	Shelf Pack
EL1	T0054006599	Desoldering wire, width 1,5 mm	Carded	6
EL2	T0054006699	Desoldering wire, width 2,2 mm	Carded	6
DSP11	T0054011099	Desoldering pump	Carded	6
WS1	T0054007599	"Strippi" Wire Stripper	Carded	6
SW1	T0054006799	Sponge for all KH supports	Carded	6

Battery Powered Soldering Iron

- Fast Heat-Up Battery Powered Soldering Iron.
- The heating element is in the tip for super-fast heat-up.
- Heats up to working temperature in under 30 seconds.
- Red LED light indicates when power is on.
- Protective safety cap turns off power when placed on tool.
- Over 120 intermittent solder joints with fresh batteries.
- Perfect for field service repair on small parts and components.
- Includes iron, conical tip 0,4 mm, 3 Duracell® AA batteries, lead-free solder and tip wrench.
- BP650CEU with practical storage case.



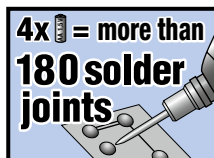
Type / Code No.	Description	Watts	Temp °C	Weight g	Shelf Pack
BP650EU	Battery powered soldering iron	4,5	480	179	5
BP650CEU	Battery powered soldering iron	4,5	480	307	5

Spare Tip for Battery Powered Soldering Iron BP645

Type / Code No.	Description	Packed	Shelf Pack
BP1EU	„Longlife“ soldering tip, conical, 0,4 mm, with heating element	Carded	6

Dual Powered Battery Soldering Iron

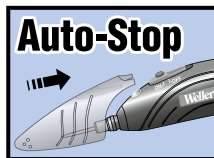
- Dual power, 6 watts on level I (380°C) and 8 watts on level II (480°C). Green LED for level I, red LED for level II.
- Heats up to working temperature in 30 seconds.
- Storage cap with auto power shut-off.
- For multi use... electronics, hobbies and small appliances
- Set includes battery soldering iron, 2 tips (conical 0,8 mm and chisel shaped 1,8 mm), 4 Duracell® batteries, lead free solder, tip remover wrench wrench and storage case.
- Temperature: Level I 380°C
Level II 480°C



Type / Code No.	Description	Watts	Weight g	Shelf Pack
BP865CEU	Dual Powered Battery Soldering Iron	6/8	391	6

Spare Tips for Dual Powered Battery Iron BP860

- “Longlife” tips with heating element



Type / Code No.	Description	Packed	Shelf Pack
BP10EU	“Longlife” Soldering tip, conical 0,8 mm	Carded	6
BP11EU	“Longlife” Soldering tip, chisel shaped 1,8 mm	Carded	6

Tips for Cordless Soldering Irons

- For Soldering Irons WC110C and WC100CPK.
- Tips with built-in heating element.

Type	Code No.	Description	Width mm	Shelf Pack
WC111	T0051611199	chisel	2,5	6
WC112	T0051611099	chisel	1,5	6
WC113	T0051611299	pointed	0,8	6

Butane Gas Operated Soldering Iron WP2 Pyropen Jr.

- Mini iron soldering and brazing that goes everywhere with temperature control.
- Recharged in seconds
- This easy-to-handle butane gas operated soldering pen requires no power cord or batteries and is electrically completely neutral (no peaks).
- “Longlife” soldering tips deliver quick heat-up time.
- Temperature control of soldering iron: 200–450°C
Hotblow feature: 430°C max., torch feature: 1300°C max.
All temperature are approximate.
- Consist of WP2 Pyropen Jr., iron holder, cleaning sponge, tapered needle “Longlife” tip 0,5 mm (71-01-01) and gas-refill.



Type	Code No.	Description	Weight g	Shelf Pack
WP2	T0051606599	Pyropen Jr.	245	1

Soldering Tips for WP2 Pyropen Jr.



71-01-01

- “Longlife” soldering tips with catalyst.
- All tips are packed on card.



71-01-02



71-01-03



71-01-04

Type	Code No.	Description	Width mm	Shelf Pack
71-01-01	T0051616599	Tapered needle	0,5	6
71-01-02	T0051616699	Chisel point	3,0	6
71-01-03	T0051616799	Spade point	3,0	6
71-01-04	T0051616199	Chisel point	5,0	6

Hot Air Tips for WP2 Pyropen Jr.



71-01-50

- “Longlife” hot air tips with catalyst.
- All tips are packed on card.

Type	Code No.	Description	Diameter mm	Shelf Pack
71-01-52	T0051616999	Hot air nozzle	4,9	6


Spare Parts for WP2 Pyropen Jr.



Type	Code No.	Description	Shelf Pack
71-04	T0051617199	Burner nozzle	6
RB-TS	T0051616049	Gas refill, Iso Butan 75 ml	1

Butane Gas Operated Soldering Iron WP1 with Piezo Ignition


- This soldering iron, operated using butane gas, has infinitely variable temperature control.
- Recharged in seconds
- Easy-to-handle, requires no power cord or batteries and is electronically completely neutral (no peaks).
- “Longlife” soldering tips deliver quick heat-up time.
- It can also be used as a hot air unit for shrinking plastic.
- Consist of gas soldering iron WP1 complete with soldering tip 91-01-01, hot air tip 91-01-52 and closure cap.
- Temperature up to: 450°C; hot air tip up to 650°C



Type	Code No.	Description	Weight g	Shelf Pack
WP1	T0051608599	Gas soldering iron with piezo ignition	139	6

Soldering Tips, Hot Air Nozzles and Blow Torch for WP1

- All tips and nozzles with catalyst.
- Packed on card.



Type	Code No.	Description	Width mm	Shelf Pack
91-01-01	T0051638599	Soldering tip needle shaped	1,0	6
91-01-02	T0051638699	Soldering tip chisel shaped	2,4	6
91-01-03	T0051638799	Soldering tip round shaped bevelled	2,0	6
91-01-04	T0051638899	Soldering tip chisel shaped	5,0	6
91-01-50	T0051638999	Hot air nozzle, Ø 1,5 mm		6
91-01-52	T0051639099	Hot air nozzle, Ø 4,7 mm		6
91-01-53	T0051639299	Cutting knife		6
91-07U	T0051639199	Blow torch		6

Butane Gas Operated Soldering Iron Weller/Portasol WC1



- Operated using butane gas.
- Refillable and can be used anywhere.
- Consist of gas soldering iron with tip C2 and closure cap with built-in spark lighter.
- Temperature up to: 375°C



Type	Code No.	Description	Weight g	Shelf Pack
WC1	T0051608099	Gas soldering iron	85	6

Soldering Tips for WC1



C2



C3



C4

- All tips with catalyst.
- Packed on card.

Type	Code No.	Description	Width mm	Shelf Pack
C2	T0051630099	Soldering tip chisel shaped	3,0	6
C3	T0051630199	Soldering tip fine	0,4	6
C4	T0051630299	Cutting knife		6

Butane Gas Operated Soldering Iron Kit Weller/Portasol P1K


- This gas soldering kit has four tools in one: soldering tip, flame nozzle, hot air nozzle and hot cutting knife.
- Operated using butane gas.
- Refillable and can be used anywhere.
- Approx. temperature soldering tips, hot air nozzle and cutting knife: up to 450°C, flame nozzle: up to 1300°C
- Consist of gas soldering iron with tip T2, flame nozzle T5, hot air nozzle T6, cutting knife T7, cleaning sponge and safety rest in a sturdy storage box.



Type	Code No.	Description	Weight g	Shelf Pack
P1K	T0051608499	Gas soldering iron kit	355	6

Soldering Tips, Nozzles & Cutting Knife for P1K

- All tips and nozzles with catalyst.
- Packed on card.



Type	Code No.	Description	Width mm	Shelf Pack
T1	T0051630399	Soldering tip	1,0	6
T2	T0051630499	Soldering tip	2,4	6
T3	T0051630599	Soldering tip	3,2	6
T4	T0051630699	Soldering tip	4,8	6
T5	T0051630799	Flame nozzle		6
T6	T0051630899	Hot air nozzle		6
T7	T0051630999	Cutting knife		6

Butane Gas Operated Soldering Iron WP4 with Piezo Ignition

- This soldering iron, operated using butane gas has infinitely variable temperature control.
- Recharged in seconds. Gas container capacity 63 m.l
- Easy-to-handle, requires no power cord or batteries and is electrically completely neutral (no peaks).
- Approx. temperature soldering tip: 300–530°C, hot air nozzles: 700°C, butane torch: 1300°C
- Consist of self-igniting gas soldering iron with tip 72-01-07, hot air nozzle 72-01-52, shrinking attachment 72-01-55, spanner and open wrench.



Type	Code No.	Description	Weight g	Shelf Pack
WP4 Piezo	T0051607499	Gas soldering iron self-igniting	400	1

Soldering Tips and Hot Air Nozzles for WP4 Piezo



Round shaped



Needle shaped



Chisel shaped



Hot air nozzle



Sloped round, chisel



Heat shrink

- All tips and nozzles with catalyst.
- Packed in poly bag.

Type	Code No.	Description	Width mm	Shelf Pack
72-01-01	T0051628599	Soldering tip, round shaped	3,0	1
72-01-02	T0051628699	Soldering tip, chisel shaped	10,0	1
72-01-03	T0051628799	Soldering tip, sloped round 45°	4,0	1
72-01-05	T0051628899	Soldering tip, needle shaped	1,5	1
72-01-06	T0051628999	Soldering tip, chisel sloped 45°	4,0	1
72-01-07	T0051629099	Soldering tip, chisel shaped	1,5	1
72-01-12	T0051629199	Soldering tip, chisel shaped	4,0	1
72-01-52	T0051629399	Hot air nozzle, Ø 6,6 mm		1
72-01-53	T0051629499	Hot air nozzle, Ø 9,7 mm		1
72-01-54	T0051629599	Heat shrink attachment	32	1
72-01-55	T0051629699	Heat shrink attachment	27	1

Butane Gas Operated Soldering Iron Set WP3EU with Piezo Ignition

- Three functions: soldering, hot air and open flame
- Operating time 30 min. (80% filling)
- Max. temperature: soldering tip and hot air nozzle up to 450°C, open flame up to 1300°C
- Set consists of gas soldering iron, 3 soldering tips (conical 1,0 mm and 2,4 mm, chisel shaped 2,4 mm), "Hot knife", heat shrinking tip, Solder lead free ø 1,0 mm, 15 g cleaning sponge, wrench for changing , storage case.



Type / Code No.	Description	Weight g	Shelf Pack
WP3EU	Gas Soldering Iron Set	468	6

Butane Gas Operated Heavy-Duty Table-top Torch with Piezo Ignition

- Heavy-duty table top torch with hands-free lever.
- Gas adjustment wheel. Child resistant unlock button and safety stand.
- Operating time approx. 50 min. (80% filling).
- Approx. temperature up to 1300°C.
- For different usage like car repairs, installations, paint and varnish removal, jewelry production, plumbing and more.



Type / Code No.	Description	Weight g	Shelf Pack
WT13EU	Heavy-Duty Table-top Torch	229	6


Woodburning and Hobbykit WHK30, 30 Watts

- Woodburning and Hobby Kit, 15 Piece.
- Decorative woodburning projects by using patterns from the enclosed project booklet which includes instructions for the use of each tip and techniques for achieving best results.
- Sculpting and embossing wax candle.
- Adding accents to wood picture frames, gourds, leather, paper mâché, fabric, etc
- Stencil cutting, pattern transfers, hot knife cutting, embossing, branding.
- Kit contains: woodburning iron 30 Watts, hot knife with blade chuck, 3 branding tips, 6 woodburning tips, pattern transfer tip, iron stand, project booklet, useful carrying case.
- Temperature 200°C - 595°C depends on the tip are using.



Type/ Code No.	Description	Watts	Volts	Weight g	Shelf Pack
WHK30EU (EU)	Woodburning and Hobbykit	30	230	541	6
WHK30UK (UK)	Woodburning and Hobbykit	30	230	549	6
WHK30CH (CH)	Woodburning and Hobbykit	30	230	546	6
WHK30ZA (ZA)	Woodburning and Hobbykit	30	230	549	6

Tips included:




Woodburning and Hobbykit WHK30, 30 Watts

Type/ Code No.	Description	Shelf Pack
WBTk12EU	Tip Kit, 12 parts 30 W	6

Hobbykit 2 Stained Glass Soldering Iron, 80 Watts

- Three 5mm high-temperature, long-life LEDs for superior soldering accuracy
- Co-molded, soft-grip ribbed handle design for maximum comfort
- Triangular area for maximum of tip control and round handle for ease of tip rotation
- High-performance stainless steel heater
- Cord strain relief for extended life
- Consists of hobby iron with SG 10, tool support and operating instruction



Type / Code No.	Watts	Volts	Temperature	Hz	Weight g	Shelf Pack
HK2EUSTG	80	230	482°C	50	445	6
HK2UKSTG	80	230	482°C	50	455	6
HK2CHSTG	80	230	482°C	50	445	6
HK2ZASTG	80	230	482°C	50	455	6

Soldering Tips for Hobbykit 2

SG10



SG11, WHA30, WHA31



Type	Code No.	Description	Width mm	Shelf Pack
SG10	T0054327099	“Longlife” tip, iron-plated, sloped 45°	7,0	6
SG11	T0054327299	“Longlife” tip, iron-plated, chisel shaped	5,0	6
WHA30	T0054005399	“Longlife” tip, iron-plated, chisel shaped	10,0	6
WHA31	T0054005499	“Longlife” tip, iron-plated, chisel shaped	6,0	6

Temperature Controlled Stained Glass Iron, 100 Watts

- Temperature controlled stained glass iron made to the highest professional standards.
- Temperature is controlled according to the Weller® Magnastat Principle.
- The Weller® soldering irons with automatic temperature control guarantee an outstanding heat supply and restrict the energy supply when the tool idles.
- Working temperature: approx. 340°C
- Idle temperature: approx. 370°C
- Consist of stained glass iron with tip SG40, iron support and operating instruction.



- All soldering tips packed on card.

Type	Code No.	Watts	Volts	Hz	Weight g	Shelf Pack
Profikit 100	T0056208699	100	230	50	445	1

Soldering Tips for Profikit 100

- All soldering tips packed on card.

SG40



SG41



SG43



Type	Code No.	Description	Width mm	Shelf Pack
SG40	T0054005799	“Longlife” tip, iron-plated, straight, sloped 45°	7	6
SG41	T0054005899	“Longlife” tip, iron-plated, straight, chisel shaped	7	6
SG43	T0054006099	“Longlife” tip, iron-plated, bent, chisel shaped	7	6


Temperature Controlled Stained Glass Iron, 200 Watts



- Temperature controlled stained glass iron made to the highest professional standards.
- Temperature is controlled according to the Weller® Magnastat Principle.
- The Weller® soldering irons with automatic temperature control guarantee an outstanding heat supply and restrict the energy supply when the tool idles.
- Working temperature: approx. 290°C
- Idle temperature: approx. 335°C
- Consist of stained glass iron with hammer soldering tip SG50/6, iron support and operating instruction.

Type	Code No.	Watts	Volts	Hz	Weight g	Shelf Pack
Profikit 200	T0056209699	200	230	50	976	1

Soldering Tips for Profikit 200



- All soldering tips packed in polybag.
- Tips with Weller® Magnastat temperature control for higher temperature on request.

Type	Code No.	Description	Width mm	Shelf Pack
SG50/6	T0054006199	“Longlife” tip, iron-plated, hammer shaped, Ø 16 mm		1
SG51/6	T0054006299	“Longlife” tip, iron-plated, hammer shaped, Ø 6 and 10 mm		1
SG52/6	T0054006399	“Longlife” tip, iron-plated, chisel shaped, straight	10	1
SG53/6	T0054006499	“Longlife” tip, iron-plated, chisel shaped, bent	10	1

Soldering Station for Stained Glass, 80 Watts

- Soldering station 80W with soldering iron 80W, 24V.
- Ideal for Tiffany/Stained glass work.
- Analogic controlled electronic for soldering tool up to 80W.
- Temperature control via rotary potentiometer.
- Temperature range 150°C - 450°C.
- Automatic tool recognition.
- Protection class I.
- Consists of: Control unit P81, Soldering iron LR82, with soldering tip SG83 (sloped 35°, ø 7,4mm) and Safety rest KH27.



Type	Code No.	Description	Watts	Volts	Weight g	Shelf Pack
WHS80	T0056829699	Soldering Station analog	80	230	3300	1

Soldering Tips for Soldering Station WHS80

Type	Code No.	Description	Width mm	Shelf Pack
SG83	T0054013499	Round sloped 35°	7,4	1
HT2	T0054426199	Chisel shaped	5,2	1
HT3	T0054426299	Chisel shaped	7,0	1

Spare Parts for Soldering Station WHS80

Type	Code No.	Description	Weight g	Shelf Pack
LR82	T0052615299	Soldering iron 80W, 24V, with tip HT2	267	1
KH27	T0051502799	Safety rest	467	1

Benchtop Smoke Absorber WSA350



- Removes much of the noxious solder flux fume from workplace
- Quiet fan, sound level 45-50 dB(A)
- Absorption capacity: 1,25m³/min
- Activated Carbon filters, 3 filters included.

Specifications:

- Activated carbon content per filter: 9g
- Max. capacity for noxious component per filter: 2,5g
- Size of filter: 130 x 130 x 10mm



Type / Code No.	Description	Watts	Volts	Weight g	Shelf Pack
WSA350EU	Benchtop Smoke Absorber	20	230	1290	1

Spare Filters for Smoke Absorber WSA350

Type / Code No.	Description	Shelf Pack
WSA350F	Activated Carbon Filters (3pcs.)	1

Screwdrivers, 1000 Volts Insulated


- Insulated according Norm 1000 V 10 IEC 60900: 2004
- VDE / GS certificated
- Co-molded handles for maximum comfort
- Blades made of 8660 steel

 Phillips®



PH210

Type / Code No.	Description	Blade Length in mm	Weight in g	Shelf Pack
PH210	Phillips® PH 2 x 100	100	95	12

 Slotted



SL40

Type / Code No.	Description	Blade Length in mm	Weight in g	Shelf Pack
SL25	Slotted 2,5 x 0,4 x 80 mm	80	32	12
SL40	Slotted 4,0 x 0,8 x 100 mm	100	58	12

PZ110

PZ210

PH110

PH210

SL25

SL40

PM Main Tester

SS665



Type / Code No.	Description	Weight in g	Shelf Pack
SD8SET	Screwdriver Set 8 pcs. Consist of: Phillips® PH 1 x 100 / PH 2 x 100 Pozidriv PZ 1 x 100 / PZ 2 x 100 Slotted 2,5 x 80 / 4,0 x 100 / 6,5 x 150 Main Tester 140	692	6






Phillips® is a registered trademark of the Phillips® Screw Company.

Pliers, 1000 Volts Insulated

- Insulated according Norm 1000 V 10 IEC 60900: 2004
- VDE / GS certificated
- Co-molded handles for maximum comfort



Type / Code No.	Description	Length mm	Weight g	Shelf Pack
 DCN160	Diagonal Cutting Nipper	160	243	6
 HLDCN160	High Leverage Diagonal Cutting Nipper	160	256	6
 TGP250	Tongue & Groove Pliers	250	428	6



**Snips, Scissors, HVAC-Tools
and Cutting Tools**

WISS[®]

Wiss® Table of Contents

Contents	Page No.
Metalmaster® Compound Action Snips	183
Metal-Wizz® Snips	184–188
All-purpose Cutter	188–189
HVAC Tools	189–193
Scissors & Shears	194–196
Thread Clips	197
Knives	198
Pipe Cutters	199
Wiss® Numerical Index	212

Key to Symbol



Length of Cut

Metalmaster® Compound Action Snips

The Wiss® line of Metalmaster® compound action snips is the most complete line on the market. Metalmaster® snips are one of the most advanced metal cutting tools available today. Originally developed for cutting the extremely tough alloys used in the aircraft industry, (hence the nickname Aviation snips), Metalmaster® snips have become the favorite of most craftsman who work with metal. Wiss® Metalmaster® snips are widely used by home craftsman and professional metal workers in gutter and flashing work, fabrication of heating and cooling ducts and for aluminum siding installation. Wiss® Metalmaster® snips are indispensable to homeowners and maintenance specialists and to industrial workers in the appliance, aircraft, automotive, electrical, and construction industries. It is the versatility of Wiss® Metalmaster® snips, in addition to their superior cutting qualities, that has made them so popular. Wiss® Metalmaster® snips cut with half the effort required of conventional snips and handle even the biggest jobs. They cut acute angles, complex patterns and perfect circles of even small diameter in galvanized steel up to 18 gauge (0,049" / 1,22 mm). The M5R is recommended for 16 gauge (0,065" / 1,65 mm).



The jaws of Wiss® Metalmaster® snips are made of extra tough and wear-resistant special molybdenum steel to provide the extra service demanded by the compound lever action and to withstand the severe strain of cutting heavy stock or tight curves. The M41R Pipe and Duct Snips have been specifically developed for the heating and air conditioning industry. They also feature the compound lever action, but have in addition a ball bearing jaw action that automatically adjusts the blade clearance to ensure a squarer, cleaner cut. They cut flat sheet metal without distortion to cut edges.

The Wiss® MultiMaster® combines the long cut of tinner's snips with the strength of compound action. This compound action multiplies the force of the hand by 5 times. It is great for making long, fast cuts in several types of material including: paper, plastic, sheet metal, aluminum, vinyl siding, and screening. The Wiss® MultiMaster® cuts up to 20 gauge steel. The Wiss® MultiMaster® features non-slip, serrated jaws and non-slip textured grips.

Snips selection chart

To find the proper snips for your requirements, check the chart below. Simply find your requirements in the listing. The applicable snips are indicated in the chart.

	Metalmaster M1R, M2R M3R, M300 & M400	M6R, M7R	M41R	Snips B series	MPC3	Metalmaster M5R	Metalmaster M8R / M9R	Metalmaster Special series M1RS1 & M2RS1
Do-it-yourselfer	•	•	•	•	•		•	
Roofer	•	•		•			•	
Mechanic	•	•		•			•	
Autobody Worker	•	•		•			•	
Plumber	•	•		•			•	
Heating & Cooling Specialist	•	•	•	•			•	
Electrician	•	•		•			•	
Vocational Teacher	•	•	•	•		•	•	
Maintenance Worker	•	•		•			•	
WISS SNIPS FOR SPECIAL JOBS								
Notching & Nibbling Heavy Stock						•		
Cutting Curves	•	•					•	•
Double Cut-Snips			•					

Metalmaster® Compound Action Snips

- Non-slip serrated jaws of Wiss® Metalmaster® snips are made of extra tough, wear-resistant molybdenum steel to provide extra service demanded by the compound lever action.
- Withstands severe strain of cutting heavy stock and tight curves.
- Handles are formed of high strength steel.
- Handles have a margin of strength far above the limit of hand power that can be exerted.



Metalmaster® Compound Action Snips

Left Cut, Cuts left from tight curves to straight
M1R



Right Cut, Cuts right from tight curves to straight
M2R



Code No.	Grip colour	Length		Jaws		Recommended max. capacity low carbon cold rolled steel	Weight		Shelf Pack
		Inch	mm	Inch	mm		lb	g	
M1R	Red	9 3/4	248	1 3/8	35	18 Gauge Steel (0,049"/1,22mm)	0,9	400	6
M2R	Green	9 3/4	248	1 3/8	35	18 Gauge Steel (0,049"/1,22mm)	0,9	400	6

Metalmaster® Vertical Compound Action Snips

- Vertical compound action snips allowing easier cutting when working either overhead or on the bench
- Long handles with soft grips reduce strain when cutting
- Deep serrated blades ensure constant gripping while cutting



M8R



M9R

Code No.	Grip colour	Length		✂ mm	Recommended max. capacity low carbon cold rolled steel	Weight		Shelf Pack
		inch	mm			lb	g	
M8R	red	8 1/2	215	45	22 Gauge Steel (0,028"/0,71 mm)	1,1	474	6
M9R	green	8 1/2	215	45	22 Gauge Steel (0,028"/0,71 mm)	1,1	474	6

Metalmaster® Compound Action Snip

- Cuts straight, left or right in light stock.
- Perfect for home craftsman.



Code No.	Grip colour	Length		✂ Inch	mm	Recommended max. capacity low carbon cold rolled steel	Weight		Shelf Pack
		Inch	mm				lb	g	
M3R	Yellow	9 3/4	248	1 1/2	38	18 Gauge Steel (0,049"/1,22 mm)	0,9	400	6

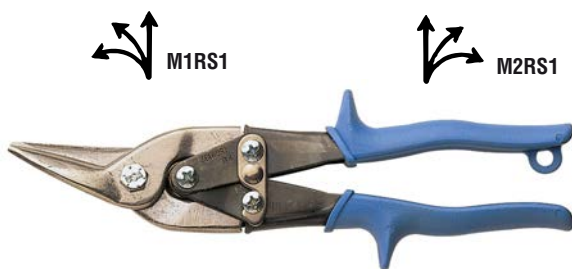
Metalmaster® Offset Snips



- M6R cuts left and straight.
- M7R cuts right and straight.
- Offset blades keep hands clear of metal.
- Non-slip serrated jaw of tough molybdenum steel allows for compound lever action.
- Withstands strain of cutting heavy stock and tight curves.
- Spring-action for fast, effortless feed.
- Handle of high tensile strength alloy steel exceeds hand power limit.
- Handy hang-up hole.
- Non-slip, textured grips and safety latch for superior control.

Code No.	Grip colour	Length		Inch		Recommended max. capacity low carbon cold rolled steel	Weight		Shelf Pack
		Inch	mm	Inch	mm		lb	g	
M6R	Red	9 1/4	233	1 1/4	32	18 Gauge Steel (0,049"/1,22 mm)	0,9	400	6
M7R	Green	9 1/4	233	1 1/4	32	18 Gauge Steel (0,049"/1,22 mm)	0,9	400	6

Metalmaster® Special Series Snips




- M1RS1 cuts left.
- M2RS1 cuts right.
- Specially hardened to cut exotic metals.
- Non-slip serrated jaw of tough molybdenum steel allows for compound lever action.
- Withstands strain of cutting heavy stock and tight curves.
- Spring-action for fast, effortless feed.
- Handle of high tensile strength alloy steel exceeds hand power limit.
- Handy hang-up hole.
- Non-slip, textured grips and safety latch for superior control.

Code No.	Grip colour	Length		Inch		Recommended max. capacity low carbon cold rolled steel	Weight		Shelf Pack
		Inch	mm	Inch	mm		lb	g	
M1RS1	Blue	9 3/4	248	1 3/8	35	18 Gauge Stainless Steel (0,049"/1,22 mm)	0,9	400	6
M2RS1	Blue	9 3/4	248	1 3/8	35	18 Gauge Stainless Steel (0,049"/1,22 mm)	0,9	400	6

Metalmaster® Bulldog Snip

- For notching or trimming extra heavy stock.
- Non-slip, serrated jaw made of tough molybdenum steel allows for compound lever action.
- Withstands strain of cutting heavy stock and tight curves.
- Spring-action for fast, effortless feed.
- Handle of high tensile strength alloy steel exceeds hand power limit.
- Handy hang-up hole.
- Non-slip, textured grips and safety latch for superior control.




Code No.	Grip colour	Length		Inch 		Recommended max. capacity low carbon cold rolled steel	Weight		Shelf Pack
		Inch	mm	Inch	mm		lb	g	
M5R	Red	9 1/4	233	7/8	22	16 Gauge Steel (0,65"/1,65 mm)	0,7	330	6

Metalmaster® Pipe and Duct Snip

- Cuts curves, straight or any combination.
- Cuts any shape ducts, seams, sheet metal stock, vinyl tiles and plastic laminates.
- Non-slip serrated jaw of tough molybdenum steel allows for compound lever action.
- Patented ball-bearing jaw action automatically adjusts blade clearance for squarer, cleaner cuts.
- Spring-action for fast, effortless feed.
- Handle of high tensile strength alloy steel exceeds hand power limit.
- Non-slip, textured grips and safety latch for superior control.



Code No.	Grip colour	Length		Inch 		Recommended max. capacity low carbon cold rolled steel	Weight		Shelf Pack
		Inch	mm	Inch	mm		lb	g	
M4R	Grey	9 1/4	233	9/16	14	20 Gauge Steel (0,035"/0,89 mm)	0,95	430	6

Repair Parts for Snips and Industrial Cutting Tools




Metalmaster® Snips

Code No.	Description	Shelf Pack
P406	Replacement Spring for M1R, M3R, M5R, M7R, M8R, M1RS1 (10/Pack)	1
P407	Replacement Spring for M2R, M6R, M9R, M2RS1(10/Pack)	1

Metal-Wizz® Snip




- Cuts curves, straight or any combination.
- Metal-Wizz® snips designed for home craftsman.
- Used for cutting screening, hardware cloth, synthetic shingles, tile gutters, downspouts, and carpeting.
- Non-slip serrated jaw of tough molybdenum steel allows for compound lever action.
- Spring-action for fast, effortless feed.
- Handle of high tensile strength alloy steel exceeds hand power limit.
- Non-slip, textured grips and safety latch for superior control.

Code No.	Length		Inch 	mm	Recommended max. capacity low carbon cold rolled steel	Weight		Shelf Pack
	Inch	mm				lb	g	
MPC3	9	229	1 3/8	35	20 Gauge Steel (0,035"/0,89 mm)	0,8	340	6

Metalmaster® Snip




- Combines the long cut of tinner's snips with the strength of compound action.
- Compound action multiplies the force of the hand by five times.
- Great for making long, fast cuts in sheet metal, aluminum, and much more.
- Cuts up to 20 gauge steel.
- Features non-slip, serrated jaws as well as non-slip textured grips.

Code No.	Length		Inch 	mm	Recommended max. capacity low carbon cold rolled steel	Weight		Shelf Pack
	Inch	mm				lb	g	
M300	10 1/2	267	3	76	20 Gauge Steel (0,035"/0,89 mm)	0,8	340	6

All-purpose Cutter



- 3" / 76 mm serrated blades provide longer cut than most tools.
- Serrated blades grab hold and aggressively cuts through the material.
- Compound action provides up to 5:1 power ratio for easy cutting.
- Chrome-plated blades resist rust and corrosion.
- Spring loaded for faster opening.
- Non-slip textured cushion grips.
- Small closed position handle design for smaller hands.
- Cuts cardboard, shingles, wire mesh, sheet metal, sheet vinyl and so much more.

Code No.	Length		Inch 	mm	Recommended max. capacity low carbon cold rolled steel	Weight		Shelf Pack
	Inch	mm				lb	g	
MPX	10 1/2	267	3	76	20 Gauge Steel (0,035"/0,89 mm)	0,8	340	6

MultiMaster® Snip

- Offset Compound Action Snip with 75 mm cut length.
- Perfect snip for many different cuts.
- Non-slip grips.
- Cuts sheet metal, aluminium, plastic, soft wire, vinyl siding, gutters, rubber, textile, cardboards, paper and more.



Code No.	Length mm	 mm	Recommended max. capacity low carbon cold rolled steel	Weight		Shelf Pack
				lb	g	
M400	305	75	20 Gauge Steel (0,035"/0,89 mm)	1,0	450	6

12" Lightweight Aluminum Handle Snip

- 3" cut length
- Sleek head design reduces cutting effort by allowing easy flow of material while cutting
- Slim nose, ideal for making cuts in tight places and reaching tight corners
- Large, wide handle loops increase cutting leverage and comfortably fit all hand sizes, including gloved hands
- Strong & durable lightweight aluminum construction
- Easy and quick blade replacement



Code No.	Packaging	Tool Length	Blade Length	Cutting Capacity	Weight	Shelf Pack
W12L	Carded	12" / 305 mm	3" / 75 mm	22 Gauge Low Carbon Steel	1.00 lb / 450g	4

14" Lightweight Aluminum Handle Snip

- 3-1/4" cut length
- Sleek head design reduces cutting effort by allowing easy flow of material while cutting
- Large, wide handle loops increase cutting leverage and comfortably fit all hand sizes, including gloved hands
- Longer handle length and rounded head design improve cutting leverage
- Strong & durable lightweight aluminum construction
- Easy and quick blade replacement



Code No.	Packaging	Tool Length	Blade Length	Cutting Capacity	Weight	Shelf Pack
W14L	Carded	14" / 355 mm	3 1/4" / 83 mm	22 Gauge Low Carbon Steel	1.4 lb / 630 g	4

Heating, Ventilating and Air Conditioning Tools

- Traditional tools of the sheet metal trades.
- Wiss® HVAC tools are made from the finest quality steel for better edges and long life.
- Treated industrial finish helps prevent rust.
- Cushion grip handles for all-weather comfort and grip.
- Review this catalog for the largest selection of top brand HVAC tools available.
- Suffix "V" in Code No. denotes carded product.

3-Blade Crimper



- Crimps male fitting end to connect guttering, downspouts or metal pipe
- Optimal handle span for maximum power and comfortable operating range
- Non-slip cushion grips for superior comfort and control

Code No.	Throat Depth		Length		Weight		Shelf Pack
	Inch	mm	Inch	mm	lb	g	
WC3S	1 1/4	30	9 3/4	222	0,85	380	3

5-Blade Crimper



- For crimping round metal pipe to create a male fitting end
- Crimps heavier gauge pipe up to 22 gauge galvanized steel
- Optimal handle span for maximum power and comfortable operating range
- Non-slip cushion grips for superior comfort and control

Code No.	Throat Depth		Length		Weight		Shelf Pack
	Inch	mm	Inch	mm	lb	g	
WC5S	1 1/4	30	9 3/4	248	0,95	430	3
WC5L	1 5/8	41	10	250	1,0	450	3

Hand Notcher



- Cuts 30 degree V shaped cut in sheet metal
- Gives clean notch without slipping at corners and take-off tabs
- Non-slip cushion grips for superior comfort and control

Code No.	Cutting Angle	Throat Depth		Length		Weight		Shelf Pack
		Inch	mm	Inch	mm	lb	g	
WHN1	30°	13/16	20	8 3/4	222	0,95	430	3

Hand Seamer

- Used to bend and flatten sheet metal
- Optimal handle span for maximum power and comfortable operating range
- Non-slip cushion grips for superior comfort and control
- 3-1/4" jaw width and 1-1/4" maximum seam depth
- 1/4" depth markings



Code No.	Jaw Depth		Jaw Width		Length		Weight		Shelf Pack
	Inch	mm	Inch	mm	Inch	mm	lb	g	
WS3	1/4-1 1/4	6-30	3 1/4	83	9 1/4	235	1,35	600	3

Offset Hand Seamer

- Used to bend and flatten sheet metal
- Ideal for working in confined areas
- Optimal handle span for maximum power and comfortable operating range
- Non-slip cushion grips for superior comfort and control
- 3-1/4" jaw width and 1-1/4" maximum seam depth
- 1/4" depth markings



Code No.	Jaw Depth		Jaw Width		Length		Weight		Shelf Pack
	Inch	mm	Inch	mm	Inch	mm	lb	g	
WS4	1/4-1 1/4	6-30	3 1/4	78	9	229	1,4	630	3
WS6	1/4-1 1/4	6-30	6	150	9 1/4	235	1,9	850	2

Cable Tie Tensioning Tool

- Designed to install both heavy and light duty nylon cable ties
- For tightening nylon ties when securing flex duct to take-off collars
- Easy to operate cut-off mechanism that trims excess cable strap
- Comfortable cushion grip handles and internal stop



Code No.	Packaging	Cable tie Width	Length	Weight		Shelf Pack
				lb	g	
WT1	Carded	3/8" / 9,5 mm and tinner	7 1/2" / 190 mm	0.90	400 g	4

12" Folding Tool



- Commonly used for folding channels and making long uniform bends in sheet metal
- 3/8" and 1" depth folding channel to ensure proper depth alignment
- Constructed of heavy 16 gauge steel that keeps folding channels from widening and ensures precise and accurate bends
- Ideal for folding drive cleat channels with 3/8" depth to make longer, wider folds in register boots, end caps, plenums, etc.

Code No.	Packaging	Folding Channel Depths	Length	Weight		Shelf Pack
				lb	g	
WF12	N/A	3/8" & 1/0" / 9,5 & 25 mm		1,30	600 g	4

18" Folding Tool



- Commonly used for folding channels and making long uniform bends in sheet metal
- 3/8" and 1" depth folding channel to ensure proper depth alignment
- Constructed of heavy 16 gauge steel that keeps folding channels from widening and ensures precise and accurate bends
- Ideal for making long, uniform folds

Code No.	Packaging	Folding Channel Depths	Length	Weight		Shelf Pack
				lb	g	
WF18	N/A	3/8" & 1/0" / 9,5 & 25 mm		2,0	300 g	4

24" Folding Tool



- Commonly used for folding channels and making long uniform bends in sheet metal
- 3/8" and 1" depth folding channel to ensure proper depth alignment
- Constructed of heavy 16 gauge steel that keeps folding channels from widening and ensures precise and accurate bends
- Ideal for making long, uniform folds

Code No.	Packaging	Folding Channel Depths	Length	Weight		Shelf Pack
				lb	g	
WF24	N/A	3/8" & 1/0" / 9,5 & 25 mm		2,7	1215 g	4

Metal Rivetter


- Two-handed operation.
- Low construction height.
- For perfect bonding of two metal sections by bending pre-pressed brackets up to sheet steel 2 x 0,8 mm.



Type	Code No.	Packed	Length		Weight		Shelf Pack	
			inch	mm	lb	g		
HPC1	T0070585051	Bulk	14	350	2,0	900	1	
LS1	T0074540005	Hole punch for HPC1						1

Metal Rivetter

- One-handed operation with restoring spring.
- For perfect bonding of two metal sections by bending pre-pressed brackets up to sheet steel 2 x 0,8 mm.



Type	Code No.	Packed	Length		Weight		Shelf Pack
			inch	mm	lb	g	
HPC2	T0070585061	Bulk	10	250	1,6	700	1

Metal Nibbler

- Design: Chip width 2,8 mm.
- For sheet steel up to 1,2 mm, non-ferrous metals, aluminium. Straight cuts for U- and C sections.
- M11R with automatic chip breaker for comprehensive cutting out and cutting in.

M10RW



M11R



Type	Code No.	Packed	Grip	Length		Weight		Shelf Pack
				inch	mm	lb	g	
M10RW	T0073801027	Carded	Green	10,4	265	1,0	450	6
M11R	T0073801127	Carded	Black	10,4	265	1,0	450	6
EM1011	T0074541011	Bulk	Replacement Blade for M10RW and M11R					1

Multi Purpose Snips



- Spring-loaded blades for reduced fatigue on repeated cuts.
- Soft-touch co-molded handles for maximum comfort.
- 420 Stainless blades provide maximum corrosion resistance.
- Wire cutter notch for easy cutting of light-gauge wire.
- Safety-latch locks blades closed for storage.
- Heavy-duty design is perfect for shop, garden, and craft cutting jobs.

Code No.	Packed	Length		Weight		Shelf Pack
		inch	mm	lb	g	
WEZSNIPEU	Carded	8 1/2	216	0,3	150	6

Household and Sewing Scissors



- Soft comfort grips with oversize high-leverage bottom ring.
- Stainless steel blades for corrosion resistance.
- Adjustable pivot allows fine-tuning to most comfortable setting.
- Straight blades can be easily re-sharpened.
- Cuts paper, fabric, cardboard, craft materials, and more.
- 130 mm and 200 mm combination set is great for sewing and crafts.

Code No.	Packed	Length		Weight		Shelf Pack
		inch	mm	lb	g	
WHCS2	Carded	5 + 8	130 + 200	0,4	200	4

Household and Sewing Scissors

- Corrosion-resistant stainless steel blades separate for thorough cleaning.
- Dishwasher-safe ergonomically designed polypropylene grips.
- Serrated blades grip uneven materials better for easier cutting.
- Semi-circular notch on lower blade perfect for cutting rounded items.
- Cuts paper, fabric, cardboard, craft materials, and more.



Code No.	Packed	Length		Weight		Shelf Pack
		inch	mm	lb	g	
W8TA	Carded	8	200	0,2	109	4

- High leverage comfort grip for right or left-handed use.
- 420 Stainless blades provide maximum corrosion resistance.
- Serrated lower blade grips materials securely for more even cutting.
- Adjustable pivot allows fine-tuning to most comfortable setting.
- Blunt point on lower blade for added safety.
- Semi-circular notch on lower blade for faster, easier rope cutting.
- Heavy-duty blade cuts cardboard, rope, rubber, screen, and more.
- Straight blade can be easily re-sharpened (professional re-sharpening is recommended for serrated blade).




Code No.	Packed	Length		Weight		Shelf Pack
		inch	mm	lb	g	
W912	Carded	10	250	0,3	150	4

Heavy Duty Industrial Shears

INLAID



- Commonly used in cutting fabrics, upholstery, & composite materials
- Precision ground blades for sharper cutting edges & longer blade life
- Handle rings designed to comfortably fit users hands
- SET-EASY pivot adjustment easily & securely adjust to users preference
- Hot dropped forged nickel plated blades
- LH = Left hand
- P = Soft grip


Code No.	Length		Inch		mm	Weight		Shelf Pack
	Inch	mm				lb	g	
W20	10 ³ / ₈	264	4 ³ / ₄		121	0,88	400	6
W20LH	10 ³ / ₈	264	5		127	0,88	400	6
W22N	12 ¹ / ₂	318	6		121	1,2	540	6
W22P	12 ¹ / ₂	318	6		155	1,2	540	6

Upholstery, Carpet, Drapery, and Fabric Shears

INLAID



- Ideal for cutting carpet, synthetic fibers & composite materials
- One blade ground to knife edge for faster, cleaner cutting
- Precision ground blades for sharper cutting edges & longer blade life
- Handle rings designed to comfortably fit users hands
- SET-EASY pivot adjustment easily and securely adjust to users preference
- Hot dropped forged nickel plated blades

Code No.	Length		Inch		mm	Weight		Shelf Pack
	Inch	mm				lb	g	
W20W	10 ³ / ₈	264	5		127	0,88	400	6
W20W	12 ¹ / ₂	318	6		155	1,2	540	6

Auto-Retracting Utility Knife

- Blade retracts automatically the moment it loses contact with the material being cut – even if the user is still holding the blade slider forward in the ‘open’ position
- Helps reduce workplace injuries, lowering lost time and increasing productivity
- Accepts all standard type utility knife
- Replacement blade SB10EU available



Code No.	Description	Packaging	mm	Weight		Shelf Pack
				lb	g	
WKAR1	Auto-Retracting Utility Knife	Carded	32	0,40	180	4

Stainless Steel Industrial Thread Nippers

- Ice tempered, stainless steel blades.
- Ice tempering process provides long lasting cutting edge.
- Blades are micro-honed for smooth, precise cutting.
- 50% lighter than forged clippers.
- Easy to sharpen.
- Computer engineered for durability and blade set.



Code No.	Length		Inch	mm	Weight		Shelf Pack
	Inch	mm			oz	g	
TC1 Sharp points	4 5/8	117	1 1/4	32	3,6	100	6

Quick-Clip® Lightweight Speed Cutters

- Stainless steel replaceable blades.
- Positive spring-action reopens blades for fast cutting.
- Heavy duty contour design.
- 1570B comes with sharp points, 1571B with blunt points.
- Industrial PVC plastic handle.



Code No.	Length		Inch	mm	Weight		Shelf Pack
	Inch	mm			oz	g	
1570B	4 3/4	121	1	26	1,7	47	6
1571B	4 3/4	121	1	26	1,7	47	6

Folding Utility Knife



- Folding design lets blade recess completely into handle for safe storage (when using standard + hook blades)
- Quick change mechanism for easy blade removal and replacement
- Comfortable, non-slip co-molded grip with anodized aluminium housing
- Thumb pin allows one-hand opening
- Right or left-hand use by changing thumb pin and belt clip
- 10 standard blades (Trapeze) in dispenser included
- Blister packed, 10 pcs. in coloured display box

Type / Code No.	Description	Weight		Shelf Pack
		lb	g	
WKFQ4REU	Folding Utility Knife	0,45	205	10

Folding Utility Knife Set, 20 pcs.



- Same utility knife like WKFQ4REU
- All parts fixed in nylon case
- Blister packed, 5 Sets in coloured display box
- Set consists of Utility Knife, 10 Standard Blade (Trapeze), 5 Hook Blades, 2 Linoleum Blades and 2 Scoring Blades

Type / Code No.	Description	Weight		Shelf Pack
		lb	g	
WKFQ4SETEU	Folding Utility Knife Set	1,2	536	5

Replacement Blades



- Blister packed

Type / Code No.	Description	Shelf Pack
SB10EU	Standard Blade (Trapeze), 10 pcs. in dispenser	6
HB5EU	Hook blade, 5 pcs. in dispenser	6

Ratchet Pipe Cutters

- Unique ratcheting design to cut pipes also in tight spaces.
- For cutting pipes made of brass, copper, aluminium, PVC and other thin-walled conduit material from diameter 3 mm ($\frac{1}{8}$ " up to 29 mm ($1\frac{1}{8}$ ").
- Interior ratchet mechanism rotates 360° inside tool head.
- Extra cutting wheel storage in handle (medium and large models only).
- Blister packed



Type / Code No.	Description	For Pipe Diameter	Shelf Pack
WRPCSMEU	Ratched Pipe Cutter – Small	3mm – 13mm ($\frac{1}{8}$ " – $\frac{1}{2}$ ")	3
WRPCMDEU	Ratched Pipe Cutter – Medium	6mm – 23mm ($\frac{1}{4}$ " – 1")	3
WRPCLGEU	Ratched Pipe Cutter – Large	8mm – 29mm ($\frac{5}{16}$ " – $1\frac{1}{8}$ ")	3

Replacement Cutting Wheels for Pipe Cutters

Type / Code No.	Description	Shelf Pack
WRPCWH1EU	Cutting Wheel (2/card) for WRPCSMEU	6
WRPCWH2EU	Cutting Wheel (2/card) for WRPCMDEU + WRPCLGEU	6

Notes

A large grid of graph paper for taking notes, consisting of 20 columns and 30 rows of small squares.

Code No.	Page	Code No.	Page	Code No.	Page
0122101506.....	11	6423110.....	30	T0120333097.....	12
0122101509.....	11	6423923.....	29	T0120333197.....	12
0122101512.....	11	6423923.....	29	T0120334007.....	10
0122101709.....	11	6500023.....	37	T0120334097.....	12
0122101715.....	11	6501000.....	35	T0120335007.....	10
0122102112.....	11	6501010.....	35	T0120335097.....	12
0122102712.....	11	6501011.....	35	T0120335197.....	12
3640435.....	24	6501012.....	35	T0120336007.....	10
3640535.....	24	6501020.....	35	T0120336097.....	12
3640635.....	24	6501021.....	35	T0120336197.....	12
3640835.....	24	6501022.....	35	T0120337007.....	10
3641035.....	24	6501101.....	35	T0120337097.....	12
3641235.....	24	6501111.....	35	T0120338007.....	10
3641435.....	24	6501700.....	35	T0120338097.....	12
3641635.....	24	6505011.....	37	T0120338197.....	12
3899500.....	21	6506000.....	31	T0120710097.....	11
3991401.....	23	6506001.....	31	T0120710124.....	9
3991404.....	23	6506010.....	31	T0120710127.....	10
3991405.....	23	6506011.....	31	T0120710217.....	10
3991406.....	23	6506020.....	31	T0120710224.....	9
4500405.....	22	6506021.....	31	T0120710227.....	10
4500505.....	22	6506030.....	31	T0120710284.....	9
4500605.....	22	6506031.....	31	T0120710294.....	9
4530735.....	21	6506050.....	31	T0120710295.....	9
4530935.....	21	6506051.....	31	T0120710317.....	9
6410101.....	37	6506200.....	28	T0120710324.....	9
6420701.....	32	6506201.....	28	T0120710327.....	9
6420701.....	32	6506210.....	28	T0120710329.....	9
6420702.....	32	6506211.....	28	T0120710377.....	9
6420702.....	32	6506220.....	28	T0120710379.....	9
6420703.....	32	6506221.....	28	T0120710387.....	9
6420703.....	32	6507030.....	33	T0120710397.....	9
6420705.....	32	6507031.....	33	T0120710399.....	9
6420705.....	32	6507050.....	33	T0120710424.....	9
6421000.....	34	6507051.....	33	T0120710494.....	9
6421000.....	34	6507080.....	33	T0120710517.....	9
6421001.....	34	6507081.....	33	T0120710524.....	9
6421001.....	34	6507081.....	33	T0120710527.....	9
6421002.....	34	6507082.....	33	T0120710624.....	9
6421002.....	34	6507082.....	33	T0120710717.....	9
6421701.....	35	7679038.....	25	T0120710727.....	9
6421801.....	36	B7675304.....	25	T0120710737.....	9
6421802.....	36	B7675314.....	25	T0120710747.....	9
6421803.....	36	B7675324.....	25	T0120710747.....	9
6421805.....	36	B7675334.....	25	T0120710757.....	9
6421806.....	36	B7675344.....	25	T0120710767.....	9
6422001.....	27	B7675354.....	25	T0120710777.....	9
6422001.....	27	T0120147665.....	10	T0120710797.....	9
6422002.....	27	T0120192007.....	10	T0120711017.....	11
6422002.....	27	T0120193007.....	10	T0120711024.....	9
6422012.....	27	T0120194007.....	10	T0120711027.....	11
6422012.....	27	T0120313027.....	10	T0120711077.....	11
6423000.....	29	T0120313037.....	10	T0120711087.....	11
6423000.....	29	T0120313047.....	10	T0120711097.....	11
6423005.....	29	T0120313057.....	10	T0120711314.....	11
6423005.....	29	T0120313067.....	10	T0120711317.....	11
6423010.....	29	T0120313087.....	10	T0120711327.....	11
6423010.....	29	T0120313107.....	10	T0120711377.....	11
6423015.....	29	T0120313927.....	12	T0120711387.....	11
6423015.....	29	T0120313937.....	12	T0120711624.....	9
6423100.....	30	T0120313947.....	12	T0120711917.....	9
6423100.....	30	T0120313957.....	12	T0120711927.....	9
6423105.....	30	T0120313967.....	12	T0120712017.....	9
6423105.....	30	T0120313987.....	12	T0120712027.....	9
6423108.....	30	T0120332007.....	10	T0120712034.....	9
6423108.....	30	T0120332097.....	12	T0120712077.....	9
6423110.....	30	T0120333007.....	10	T0120712517.....	9

Code No.	Page	Code No.	Page	Code No.	Page
T0120712527	9	T0120980683	13	T0120984671	18
T0120712577	9	T0120980685	13	T0120984672	18
T0120712617	10	T0120980686	13	T0120984673	18
T0120713017	10	T0120980700	13	T0120984674	18
T0120713027	10	T0120980761	13	T0120984690	18
T0120713117	11	T0120980780	13	T0120984691	18
T0120713177	11	T0120980800	13	T0120984692	18
T0120713197	11	T0120980860	13	T0120984720	19
T0120713217	11	T0120980880	13	T0120984721	19
T0120713267	11	T0120981520	13	T0120984722	19
T0120713277	11	T0120981530	13	T0120984723	19
T0120713277	11	T0120981540	13	T0120984740	19
T0120713297	11	T0120981620	13	T0120984741	19
T0120713524	9	T0120981630	13	T0120984742	19
T0120713617	10	T0120982000	15	T0120984743	19
T0120713627	10	T0120982001	15	T0120984780	20
T0120714017	11	T0120982010	15	T0120984781	20
T0120714077	11	T0120982011	15	T0120984784	20
T0120714097	11	T0120982020	15	T0120984785	20
T0120715017	11	T0120982021	15	T0120986560	14
T0120715077	11	T0120982050	15	T0120986580	14
T0120715087	11	T0120982700	15	T0120986660	14
T0120715097	11	T0120982701	15	T0120986830	14
T0120715297	11	T0120982710	15	T0120986860	14
T0120716077	11	T0120982711	15	T0120986901	14
T0120717017	9	T0120982720	15	T0120987410	14
T0120717027	9	T0120982721	15	T0120987800	14
T0120717217	11	T0120982730	15	T0120987801	14
T0120717277	11	T0120982731	15	T0120988160	14
T0120717297	11	T0120982750	15	T0120988580	14
T0120719017	9	T0120983502	16	T0120988700	14
T0120719024	12	T0120983503	16	T0120988704	14
T0120719024	12	T0120983511	16	T0120988740	14
T0120719027	9	T0120983540	16	T0120988780	14
T0120719034	12	T0120983541	16	T0120988781	14
T0120719124	12	T0120983542	16	T0120988840	14
T0120719224	12	T0120983543	16	T0120988850	14
T0120719324	12	T0120983544	16	T0120989500	14
T0120719424	12	T0120983582	17	T0120991207	10
T0120719524	12	T0120983590	17	T0120991807	10
T0120735007	10	T0120983591	17	T0120992007	10
T0120980000	13	T0120983610	17	T0120992097	12
T0120980060	13	T0120983611	17	T0120993007	10
T0120980100	13	T0120983612	17	T0120993097	12
T0120980220	13	T0120983613	17	T0120994007	10
T0120980230	13	T0120984502	16	T0120995007	10
T0120980500	13	T0120984503	16	T0120996060	11
T0120980560	13	T0120984524	16	T0120997007	10
T0120980580	13	T0120984525	16	T0120998007	10
T0120980630	13	T0120984540	16	T0120999007	10
T0120980631	13	T0120984541	16	T0130982031	15
T0120980633	13	T0120984542	16	T3991401	21
T0120980634	13	T0120984543	16	T3991402	21
T0120980635	13	T0120984544	16		
T0120980636	13	T0120984561	17		
T0120980637	13	T0120984562	17		
T0120980638	13	T0120984563	17		
T0120980639	13	T0120984582	17		
T0120980640	13	T0120984590	17		
T0120980650	13	T0120984591	17		
T0120980660	13	T0120984610	17		
T0120980661	13	T0120984611	17		
T0120980662	13	T0120984612	17		
T0120980665	13	T0120984613	17		
T0120980666	13	T0120984631	18		
T0120980680	13	T0120984632	18		
T0120980682	13	T0120984670	18		

Code No.	Page
PG110.....	42
TPG100.....	42

Code No.	Page	Code No.	Page
5427CVN.....	49	SDMB7CDP.....	50
727CVN.....	48	T193610VN.....	49
728CVN.....	48		
AC10NKWMP.....	46		
AC110.....	45		
AC110C.....	45		
AC112.....	45		
AC112C.....	45		
AC16.....	45		
AC16C.....	45		
AC18.....	45		
AC18C.....	45		
AC6NKWMP.....	46		
AC8NKWMP.....	46		
AT110V.....	46		
AT112V.....	46		
AT115.....	46		
AT118.....	46		
AT16V.....	46		
AT18V.....	46		
ATR28.....	47		
C10CV.....	52		
C10SV.....	52		
C11CCSV.....	53		
C11CCV.....	53		
C20CH.....	53		
C5CV.....	52		
C6CCSV.....	52		
C6CCV.....	52		
C6NV.....	52		
C7CV.....	52		
C7SV.....	52		
C8SMV.....	53		
C9NV.....	52		
C9W.....	53		
CBK64EU.....	62		
CLP2SET.....	53		
CLP3SETC.....	53		
CLP5SET.....	53		
CMT1000.....	50		
CMT1000MP.....	50		
CMT1000QP.....	50		
CMT14EU.....	54		
CMTB14EU.....	54		
CRH12EU.....	47		
CRH14EU.....	47		
CRH38EU.....	47		
CTB61EU.....	59		
CTK110NEU.....	61		
CTK25NEU.....	57		
CTK42EU.....	55		
CTK45NEU.....	58		
CTK47EU.....	56		
CTK95NEU.....	60		
FR28SEU.....	47		
HL120P.....	48		
M56RPN.....	49		
M57RPN.....	49		
PS20509C.....	51		
PS5429C.....	51		
PS6549C.....	51		
R210CV.....	48		
R210CV.....	48		
R212CV.....	48		
R216CV.....	48		
R27CV.....	48		
R410CV.....	48		

INDEX

Code No.	Page	Code No.	Page
CS8525CME.....	69	T0069810114.....	66
FM030CME.....	75	W606PD.....	71
FM050CME.....	75	W606PM.....	71
FM100CME.....	75	W9312D.....	71
FT30CM.....	74		
FT30CME.....	74		
FT50CM.....	74		
FT50CME.....	74		
HYT100D.....	73		
L503CM.....	68		
L505CM.....	68		
L508CM.....	68		
L610CME.....	68		
L616CME.....	68		
L625CME.....	68		
L7748MAG.....	68		
LS10CM.....	72		
LS10CME.....	72		
LS20CM.....	72		
LS20CME.....	72		
LS30CM.....	72		
LS30CME.....	72		
MW16MEU.....	76		
MW30MEU.....	77		
PHV1035CM.....	66		
PHV1035CME.....	66		
PHV1048CME.....	66		
PHV1410CME.....	66		
PSFE100.....	75		
PSFE200.....	75		
PSFE300.....	75		
PSFM060CME.....	75		
PSMW38.....	77		
SW20CM.....	73		
SW20CME.....	73		
SW30CM.....	73		
SW30CME.....	73		
T0060402304.....	67		
T0060402311.....	67		
T0060402504.....	67		
T0060402511.....	67		
T0060403504.....	67		
T0060403511.....	67		
T0060403804.....	67		
T0060403811.....	67		
T0060842204.....	70		
T0060842211.....	70		
T0060842304.....	70		
T0060842311.....	70		
T0061082304.....	67		
T0061082311.....	67		
T0061083504.....	67		
T0061083511.....	67		
T0061083804.....	67		
T0061182204.....	70		
T0061182211.....	70		
T0061182304.....	70		
T0061182311.....	70		
T0061283811.....	67		
T0061561254.....	71		
T0061561354.....	71		
T0061821004.....	72		
T0061822004.....	72		
T0061823004.....	72		
T0061825004.....	72		
T0069103504.....	69		
T0069104804.....	69		
T0069200304.....	66		
T0069210504.....	66		
T0069220504.....	66		
T0069220804.....	66		
T0069232611.....	66		
T0069810113.....	66		

Code No.	Page	Code No.	Page	Code No.	Page
1118.....	90	11592N.....	91	T0010000014.....	107
10165.....	90	11637N.....	91	T0010000016.....	107
11936.....	91	11716N.....	91	T0010000020.....	107
12019.....	91	11748N.....	91	T0010000022.....	107
12084.....	91	11781N.....	91	T0010000024.....	107
12166.....	91	13000N.....	91	T0010000026.....	107
12248.....	91	13710M.....	92	T0010000028.....	107
12790.....	91	13750M.....	92	T0010000116.....	106
12824.....	91	13772M.....	92	T0010000118.....	106
12857.....	91	13807M.....	92	T0010000120.....	106
12967.....	91	13841M.....	92	T0010000150.....	83
13033.....	91	13875M.....	92	T0010000150.....	106
13081.....	91	13930M.....	92	T0010000204.....	107
13114.....	91	14032M.....	92	T0010000206.....	107
13147.....	91	14048M.....	92	T0010000208.....	107
13229.....	91	14060M.....	92	T0010000210.....	107
13262.....	91	1406M.....	93	T0010000212.....	107
13310.....	91	14139M.....	93	T0010020265.....	109
13343.....	91	14162M.....	93	T0010020268.....	110
13376.....	91	14224M.....	93	T0011000400.....	92
16147.....	95	14225M.....	93	T0011010600.....	95
16291.....	95	14290M.....	93	T0011010700.....	95
17683.....	97	14547M.....	93	T0011060850.....	95
17751.....	97	14599M.....	93	T0011070800.....	95
19394.....	99	14665M.....	93	T0011080800.....	95
19427.....	99	14698M.....	93	T0011160802.....	90
19575.....	99	14729M.....	93	T0011161001.....	90
19593.....	99	14942M.....	93	T0011170602.....	90
19846.....	100	14992M.....	93	T0011171002.....	90
19875.....	100	15848M.....	95	T0011171202.....	90
21272.....	106	15925N.....	95	T0011180602.....	90
35031.....	100	15958N.....	95	T0011180802.....	90
36533.....	100	15991N.....	95	T0011251600.....	84
42030.....	108	16036N.....	95	T0011266100.....	85
62723.....	114	16069N.....	95	T0011266150.....	85
62749.....	114	16213N.....	95	T0011266200.....	85
62776.....	114	16507N.....	96	T0011268320.....	85
63400.....	114	16540N.....	96	T0011268400.....	85
63401.....	114	16573N.....	96	T0012110800.....	90
80950.....	113	16663N.....	96	T0012111000.....	90
80951.....	112	16696N.....	96	T0012191202.....	88
80956.....	112	16729N.....	96	T0012400501.....	91
80968.....	113	16761N.....	96	T0012500402.....	91
80969.....	113	16794N.....	96	T0012500503.....	91
237103.....	111	17903N.....	97	T0012500803.....	91
237108.....	111	18035N.....	98	T0012501002.....	91
1237109.....	111	18057N.....	98	T0012501201.....	91
00024N.....	84	18130N.....	98	T0012600502.....	95
02228B.....	85	18846N.....	99	T0012700403.....	88
02229B.....	85	18924N.....	99	T0012700601.....	88
02230B.....	85	20138N.....	104	T0012700602.....	88
02884M.....	85	20189N.....	104	T0012700603.....	88
02905M.....	85	20205N.....	104	T0012700801.....	88
02926M.....	85	20342N.....	105	T0012700802.....	88
03929N.....	86	20393N.....	105	T0012700803.....	88
04828NN.....	86	21067N.....	105	T0012701001.....	88
04927NN.....	86	21118N.....	105	T0012701002.....	88
05225N.....	86	36545N.....	100	T0012990800.....	107
06198N.....	87	39911N.....	102	T0012990820.....	108
06649N.....	85	39923N.....	102	T0012991000.....	107
06668N.....	85	39935N.....	102	T0012991410.....	108
07054N.....	88	39947N.....	102	T0012991411.....	108
07863N.....	88	40088N.....	103	T0012991420.....	108
07894N.....	90	8975EU.....	112	T0012991422.....	108
07917N.....	90	HR14N.....	98	T0012991430.....	108
07941N.....	90	T0010000012.....	107	T0012991433.....	108
11526N.....	91	T0010000012.....	107	T0013090801.....	97

Code No.	Page	Code No.	Page	Code No.	Page
T0014210600.....	102	T0016500603.....	82	T06084.....	87
T0014210602.....	102	T0016500801.....	82	T06117.....	87
T0014220600.....	102	T0016500802.....	82	T06150.....	87
T0014220602.....	102	T0016500803.....	82	T06711.....	88
T0014230600.....	102	T0016501001.....	82	T06742.....	88
T0014230602.....	102	T0016501002.....	82	T07688.....	88
T0014240600.....	102	T0016501003.....	82	T07719.....	88
T0014240602.....	102	T0016501201.....	82	T09833.....	90
T0014250600.....	102	T0016501203.....	82	T13196.....	91
T0014250602.....	102	T0016600601.....	83	T16102.....	95
T0014260600.....	102	T0016600602.....	83	T16180.....	95
T0014260602.....	102	T0016600603.....	83	T19460.....	99
T0014270600.....	102	T0016600801.....	83	T3896.....	86
T0014270602.....	102	T0016600802.....	83	T40076.....	103
T0014280600.....	102	T0016601002.....	83	T41498.....	103
T0014280602.....	102	T0016900601.....	83		
T0014470402.....	101	T0016900602.....	83		
T0014470552.....	101	T0017000800.....	83		
T0014470600.....	101	T0017090801.....	83		
T0014470602.....	101	T0017091001.....	83		
T0014471602.....	101	T0017091201.....	83		
T0015000600.....	83	T0017130800.....	83		
T0015090600.....	83	T0017140801.....	83		
T0015170602.....	83	T0017310800.....	83		
T0015170802.....	83	T007842.....	88		
T0015171002.....	83	T01327.....	84		
T0015171202.....	83	T02373.....	95		
T0015180802.....	83	T03401.....	86		
T0015266200.....	85	T03434.....	86		
T0015268300.....	85	T03500.....	86		
T0015268350.....	85	T03533.....	86		
T0016100601.....	82	T03632.....	86		
T0016100602.....	82	T03665.....	86		
T0016100603.....	82	T03698.....	86		
T0016100801.....	82	T03731.....	86		
T0016100802.....	82	T03764.....	86		
T0016100803.....	82	T03797.....	86		
T0016101001.....	82	T03830.....	86		
T0016101002.....	82	T03863.....	86		
T0016101003.....	82	T04695.....	86		
T0016101201.....	82	T04729.....	86		
T0016101202.....	82	T04762.....	86		
T0016101203.....	82	T04795.....	86		
T0016110800.....	82	T04861.....	86		
T0016111000.....	82	T04896.....	86		
T0016300601.....	82	T04960.....	86		
T0016300602.....	82	T04995.....	86		
T0016300603.....	82	T05026.....	86		
T0016300801.....	82	T05059.....	86		
T0016300802.....	82	T05059.....	86		
T0016300803.....	82	T05094.....	86		
T0016301001.....	82	T05125.....	86		
T0016301002.....	82	T05158.....	86		
T0016301003.....	82	T05196.....	86		
T0016301201.....	82	T05258N.....	86		
T0016301202.....	82	T05652.....	87		
T0016301203.....	82	T05675.....	87		
T0016400601.....	83	T05698.....	87		
T0016400602.....	83	T05738.....	87		
T0016400801.....	83	T05771.....	87		
T0016400802.....	83	T05804.....	87		
T0016400803.....	83	T05853.....	87		
T0016401001.....	83	T05886.....	87		
T0016401002.....	83	T05919.....	87		
T0016401003.....	83	T05968.....	87		
T0016500601.....	82	T06001.....	87		
T0016500602.....	82	T06034.....	87		


Code No.	Page
11400N	120
11402N	120
SS16CN	120
SS20CN	120
T11421	121

Code No.	Page	Code No.	Page
00113C	128	8613FH	138
0012C	128	8613TN	139
0013AC	128	8690CK	139
0013C	128	8690FH	138
0013NE	130	8690FSK	137
0090AC	128	8690TN	139
0090MC	128	8713FSK	138
0090MNE	130	8790CS	138
0112C	128	8790FSK	138
0113A	130	9113A	140
0113AC	128	9113C	140
0113CX	131	9113NE	140
0113NE	130	9190A	140
0113TN	134	9190C	140
0190AC	128	9190NE	140
0190CSP	134	9213C	140
0190MA	130	9213NE	140
0190MC	128	9290C	140
0190MCX	131	9290NE	140
0190ME	131	PWC9	135
0190MNE	130	RB4	141
0190MTN	134	RB5	141
0190NSL	134	RB6	141
0212C	128	T0130000800	129
0213C	128	T0130000813	129
0213CX	131	T0131000320	129
0290FCS	133	T0131000400	129
0290MC	128	T0131000453	129
0290MCX	131	T0131000610	129
0290MNE	130	T0131000613	129
0312C	128	T0131000800	129
0313A	130	T0131000813	129
0313C	128	T0131000900	129
0313CX	131	T0131000913	129
0313FCS	133	T0213NE	130
0313TN	134		
0390CSP	134		
0390FCS	133		
0390MA	130		
0390MC	128		
0390MCX	131		
0390MTN	134		
0512C	128		
0513C	128		
0513CX	131		
0513TN	134		
0590MC	128		
0590MCX	131		
0590MTN	134		
0690C	132		
0690TN	135		
0890CSJ	135		
0990T	136		
1290G	136		
1317PQ	132		
1390PQ	132		
1412C	128		
1413AF	130		
1413NE	130		
1490AC	128		
1490MAF	130		
1490MC	128		
1490MNE	130		
1490MTN	134		
2690GP	136		
6990FS	137		
8613CK	139		


Code No.	Page	Code No.	Page	Code No.	Page
AH1.....	158	T0051616199.....	168	T0054005899.....	175
AH2.....	158	T0051616599.....	168	T0054006099.....	175
BP10EU.....	166	T0051616699.....	168	T0054006199.....	176
BP11EU.....	166	T0051616799.....	168	T0054006299.....	176
BP1EU.....	165	T0051616999.....	168	T0054006399.....	176
BP650CEU.....	165	T0051617199.....	168	T0054006499.....	176
BP650EU.....	165	T0051628599.....	172	T0054006599.....	165
BP865EU.....	166	T0051628699.....	172	T0054006699.....	165
DCN160.....	180	T0051628799.....	172	T0054006799.....	165
ESF120.....	159	T0051628899.....	172	T0054007599.....	165
HK2CHSTG.....	175	T0051628999.....	172	T0054009099.....	163
HK2EUSTG.....	175	T0051629099.....	172	T0054009499.....	164
HK2UKSTG.....	175	T0051629199.....	172	T0054010699.....	164
HK2ZASTG.....	175	T0051629399.....	172	T0054010999.....	164
HLDCN160.....	180	T0051629499.....	172	T0054011099.....	165
KH15.....	158	T0051629599.....	172	T0054013499.....	177
KH16.....	158	T0051629699.....	172	T0054025099.....	160
KH30.....	159	T0051630099.....	170	T0054025199.....	160
PH210.....	179	T0051630199.....	170	T0054025299.....	160
RCT.....	150	T0051630299.....	170	T0054300329.....	154
SL25.....	179	T0051630399.....	171	T0054300499.....	154
SL40.....	179	T0051630499.....	171	T0054301099.....	156
SP15NCH.....	151	T0051630599.....	171	T0054301199.....	156
SP15NEU.....	151	T0051630599.....	171	T0054301299.....	156
SP15NUK.....	151	T0051630699.....	171	T0054301399.....	156
SP15NZA.....	151	T0051630799.....	171	T0054310500.....	154
SP25NCH.....	151	T0051630899.....	171	T0054310629.....	154
SP25NEU.....	151	T0051630999.....	171	T0054310799.....	154
SP25NKCH.....	151	T0051638599.....	169	T0054310899.....	154
SP25NKEU.....	151	T0051638699.....	169	T0054310929.....	154
SP25NKUK.....	151	T0051638799.....	169	T0054311000.....	154
SP25NKZA.....	151	T0051638899.....	169	T0054311099.....	153
SP25NUK.....	151	T0051638999.....	169	T0054311199.....	154
SP25NZA.....	151	T0051638999.....	169	T0054311299.....	154
SP40NCH.....	152	T0051639099.....	169	T0054311399.....	147
SP40NEU.....	152	T0051639199.....	169	T0054311399.....	154
SP40NKCH.....	152	T0051639299.....	169	T0054311599.....	154
SP40NKEU.....	152	T0051807799.....	153	T0054313199.....	153
SP40NKUK.....	152	T0051808799.....	153	T0054313299.....	153
SP40NKZA.....	152	T0052510699.....	146	T0054313399.....	153
SP40NUK.....	152	T0052615299.....	177	T0054313499.....	153
SP40NZA.....	152	T0053813199.....	148	T0054313599.....	153
SP80NCH.....	152	T0054000199.....	150	T0054313699.....	153
SP80NEU.....	152	T0054000299.....	150	T0054313799.....	154
SP80NUK.....	152	T0054000399.....	150	T0054320099.....	154
SP80NZA.....	152	T0054000499.....	150	T0054320199.....	154
T0050107299.....	148	T0054000599.....	150	T0054320299.....	154
T0050107899.....	148	T0054000899.....	150	T0054321099.....	147
T0050200299.....	148	T0054001099.....	150	T0054321099.....	154
T0050201299.....	148	T0054001299.....	150	T0054321199.....	147
T0050202299.....	148	T0054001499.....	150	T0054321199.....	154
T0050206399.....	148	T0054001899.....	150	T0054322099.....	154
T0050206499.....	148	T0054002499.....	160	T0054322299.....	154
T0050206999.....	148	T0054002599.....	160	T0054323099.....	154
T0050208499.....	149	T0054002699.....	161	T0054323299.....	154
T0050500299.....	149	T0054002799.....	161	T0054324399.....	154
T0051502099.....	146	T0054002899.....	162	T0054327099.....	175
T0051502799.....	177	T0054002999.....	162	T0054327299.....	175
T0051606599.....	167	T0054003299.....	153	T0054329599.....	156
T0051607499.....	172	T0054003399.....	153	T0054329699.....	156
T0051608099.....	170	T0054003499.....	147	T0054329799.....	156
T0051608499.....	171	T0054003499.....	153	T0054426199.....	177
T0051608599.....	169	T0054004299.....	162	T0054426299.....	177
T0051611099.....	167	T0054004599.....	163	T0054441300.....	146
T0051611199.....	167	T0054005399.....	175	T0054441500.....	146
T0051611299.....	167	T0054005499.....	175	T0054447800.....	146
T0051616049.....	168	T0054005799.....	175	T0054460289.....	146

Code No.	Page	Code No.	Page	Code No.	Page
T0054460389.....	146				
T0054460589.....	146				
T0054460889.....	146				
T0056208699.....	175				
T0056209699.....	176				
T0056425699.....	154				
T0056426699.....	154				
T0056427699.....	154				
T0056806399.....	147				
T0056806699.....	147				
T0056807699.....	153				
T0056808699.....	153				
T0056809699.....	153				
T0056810099.....	156				
T0056810699.....	147				
T0056811199.....	156				
T0056811299.....	156				
T0056812199.....	156				
T0056813199.....	156				
T0056814299.....	156				
T0056815199.....	156				
T0056815299.....	156				
T0056816199.....	156				
T0056828399.....	147				
T0056828699.....	147				
T0056829699.....	177				
T0056830699.....	146				
T0056832399.....	145				
T0056832699.....	145				
T0056833399.....	145				
T0056833699.....	145				
T0058743708.....	147				
T0058743709.....	147				
T0058751880.....	146				
TB100EU.....	155				
TB100UK.....	155				
TB100ZA.....	155				
TB5TKEU.....	155				
TGP250.....	180				
WBTK12EU.....	174				
WHK30CH.....	174				
WHK30EU.....	174				
WHK30UK.....	174				
WHK30ZA.....	174				
WP3EU.....	173				
WPS10EU.....	157				
WPS11EU.....	157				
WPS18MPEU.....	157				
WPS18MPUK.....	157				
WSA350EU.....	178				
WSA350F.....	178				
WT13EU.....	173				

Code No.	Page
1570B	197
1571B	197
HB5EU	198
M1R	184
M1RS1	186
M2R	184
M2RS1	186
M300	188
M3R	185
M400	189
M4R	187
M5R	187
M6R	186
M7R	186
M8R	185
M9R	185
MPC3	188
MPX	188
SB10EU	198
T0070585051	193
T0070585061	193
T0073801027	193
T0073801127	193
T0074540005	193
T0074541011	193
TC1	197
W12L	189
W14L	189
W20	196
W20LH	196
W20W	196
W22N	196
W22P	196
W22W	196
W8TA	195
W912	195
WC3S	190
WC5L	190
WC5S	190
WEZSNIP	194
WF12	192
WF18	192
WF24	192
WHCS2	194
WHN1	190
WKAR1	197
WKFQ4REU	198
WKFQ4SETEU	198
WRPCLGEU	199
WRPCMDEU	199
WRPCSMDEU	199
WRPCWH1EU	199
WRPCWH2EU	199
WS3	191
WS4	191
WS6	191
WT1	191



Notes



THE NETHERLANDS
& OTHER COUNTRIES

Apex Tool Group B.V.

Phileas Foggstraat 16
7821 AK Emmen
Tel.: +31 (0) 591 667500
Fax: +31 (0) 591 667595

GERMANY

Weller Tools GmbH

Carl-Benz-Straße 2
74354 Besigheim
Tel: +49 (0) 7143 580-0
Fax: +49 (0) 7143 580-108

GREAT BRITAIN

Apex Tool Group

(UK Operations) Ltd.
4th Floor Pennine House,
Washington, Tyne & Wear,
NE37 1LY
Tel: +44 (0191) 419 7700
Fax: +44 (0191) 417 9421

FRANCE

Apex Tool Group S.N.C.

25 Avenue Maurice Chevalier B.P. 46
77832 Ozoir-la-Ferrière Cedex
Tél.: +33.1.64.43.22.00
Fax: +33.1.64.43.21.62

ITALY

Apex Tool S.r.l.

Viale Europa 80,
20090 Cusago (MI)
Tel: +39 (02) 9033101
Fax: +39 (02) 90394231

DUBAI

Apex Tool Group B.V. –

RAKFTZ Branch

P.O. Box 16111
Ras Al Khaimah
United Arab Emirates
Tel: +971 (50) 7083984

www.apextoolgroup.eu

